



Brookfield™

Top-mount Kitchen Sink
K-5846-4

Features

- 33-inch minimum base cabinet width.
- KOHLER cast iron.
- Acid-resistant enamel finish.
- Top-mount.
- Double (equal) compartment.
- Three oversized faucet holes with one oversized accessory hole to the left.
- 33" (838 mm) x 22" (559 mm)

Recommended Accessories

K-9000 P-Trap

Optional Accessories

K-6197 Sink Rack

K-6545 Sponge Caddy

K-8801 Sink Strainer



Codes/Standards









ASME A112.19.1/CSA B45.2

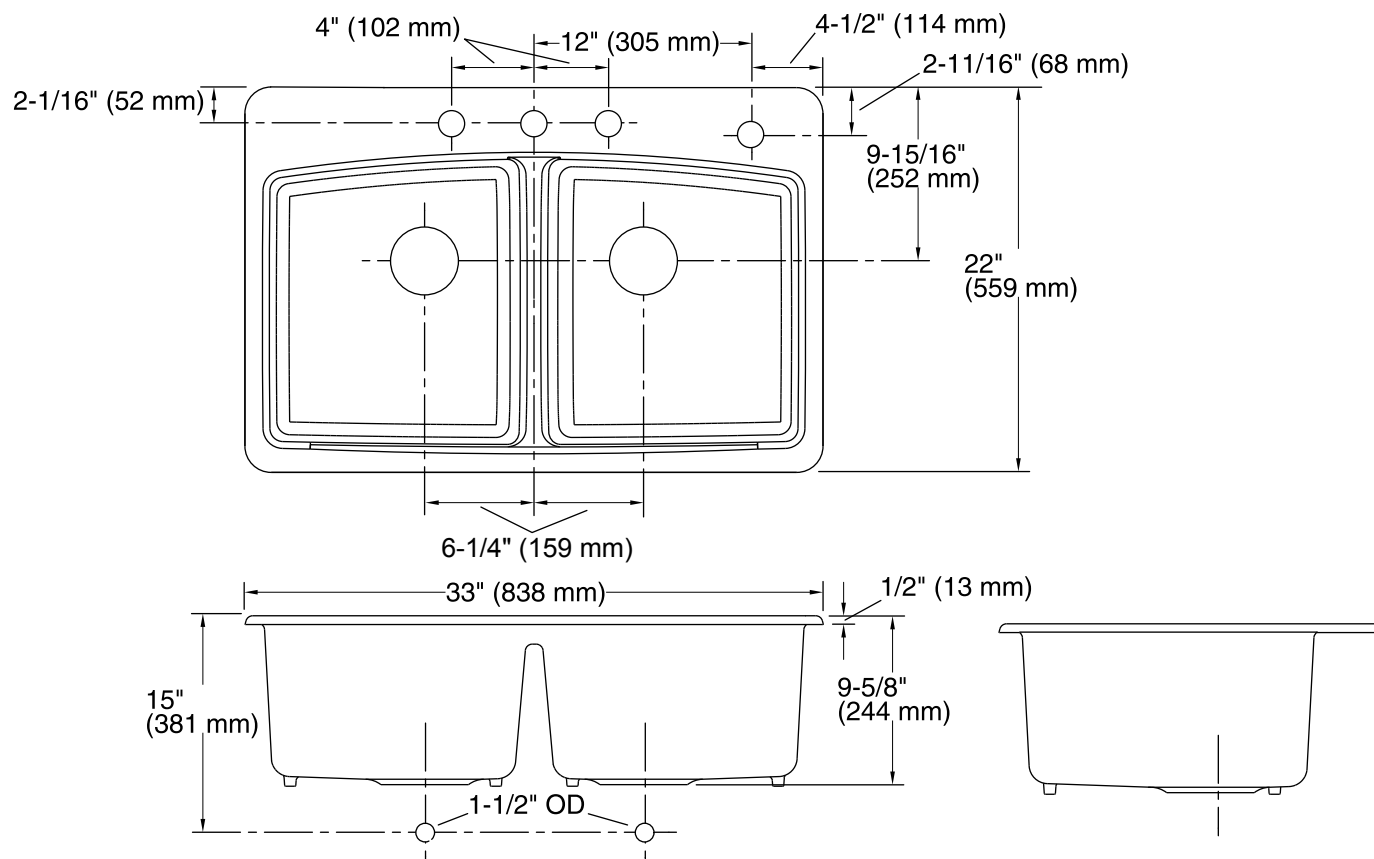
KOHLER® Enameled Cast Iron Kitchen Sink - Lifetime Limited Warranty

See website for detailed warranty information.

Available Color/Finishes

Color tiles intended for reference only.

Color	Code	Description
	0	White
	FF	Sea Salt™
	96	Biscuit
	47	Almond
	FD	Cane Sugar™
	95	Ice™ Grey
	K4	Cashmere
	7	Black Black™



Technical Information

All product dimensions are nominal.

Bowl configuration: Double equal

Installation: Top-mount

Bowl area (Left) Length: 14-3/16" (360 mm)

Width: 16-1/16" (408 mm)

Bowl depth: 9" (229 mm)

Bowl area (Right) Length: 14-3/16" (360 mm)

Width: 16-1/16" (408 mm)

Bowl depth: 9" (229 mm)

Number of deck holes: 4

Faucet hole(s): 1-3/8" (35 mm)

Drain hole: 3-7/8" (98 mm)

Template: 1174556-7, required, included

Notes

Install this product according to the installation instructions.

NOTICE: Countertop manufacturer or cutter must use the cut-out template provided with the product, or a current one provided by Kohler Co. (call 1-800-4-KOHLER). Kohler Co. is not responsible for cutout errors when the incorrect cut-out template is used.