



Riverby®
Top-mount Kitchen Sink
K-5872-1A1

Features

- 25-inch minimum base cabinet width.
- KOHLER cast iron.
- Acid-resistant enamel finish.
- Top-mount.
- Single faucet hole.
- 25" (635 mm) x 22" (559 mm)

Recommended Accessories

K-9000 P-Trap

Optional Accessories

K-6194 Utility Rack with Soaking Cup
K-6239 Colander with Cutting Board
K-6246 Cutting Board
K-8801 Sink Strainer

Components

Product includes:

K-6238 Sink Rack
1054375 Under-mount Sink Kit, 23"



Codes/Standards












ASME A112.19.1/CSA B45.2

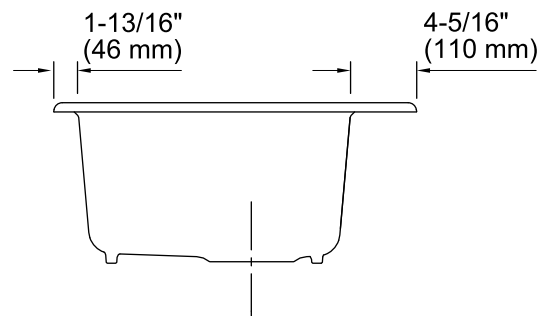
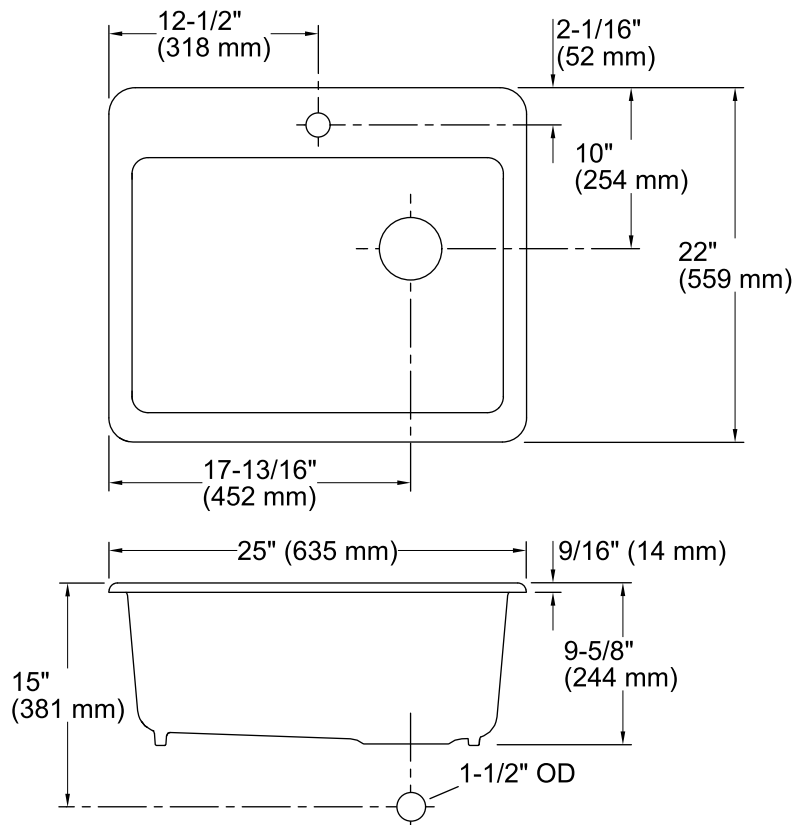
KOHLER® Enameled Cast Iron Kitchen Sink - Lifetime Limited Warranty

See website for detailed warranty information.

Available Color/Finishes

Color tiles intended for reference only.

Color	Code	Description
	0	White
	FF	Sea Salt™
	96	Biscuit
	47	Almond
	FD	Cane Sugar™
	95	Ice™ Grey
	G9	Sandbar
	K4	Cashmere
	20	Suede
	KA	Black 'n Tan
	7	Black Black™



Technical Information

All product dimensions are nominal.

Bowl configuration: Single

Installation: Top-mount, Top-mount

Bowl area (Only) Length: 22-1/4" (565 mm)
Width: 15-13/16" (402 mm)
Bowl depth: 9" (229 mm)

Number of deck holes: 1

Faucet hole(s): 1-3/8" (35 mm)

Drain hole: 3-7/8" (98 mm)

Template: 1172565-7, required, included

Notes

Install this product according to the installation instructions.

NOTICE: Countertop manufacturer or cutter must use the cut-out template provided with the product, or a current one provided by Kohler Co. (call 1-800-4-KOHLER). Kohler Co. is not responsible for cutout errors when the incorrect cut-out template is used.

IMPORTANT! Use of the colander, wood cutting board, and utility rack requires the "reveal" cutout option on the cutout template.