



Executive Chef™

Under-mount Kitchen Sink
K-5931-4U

Features

- 36-inch minimum base cabinet width.
- KOHLER cast iron.
- Acid-resistant enamel finish.
- Under-mount.
- Double (large/medium) bowl.
- Three oversized faucet holes with one oversized accessory hole to the right.
- 33" (838 mm) x 22" (559 mm)

Recommended Accessories

K-9000 P-Trap

Optional Accessories

K-6001 Sink Rack
K-6521 Sink Basket
K-8801 Sink Strainer
K-6515 Cutting Board

Components

Product includes:
1054375 Under-mount Sink Kit, 23"



Codes/Standards

















ASME A112.19.1/CSA B45.2

KOHLER® Enameled Cast Iron Kitchen Sink - Lifetime Limited Warranty

See website for detailed warranty information.

Available Color/Finishes

Color tiles intended for reference only.

Color	Code	Description
	0	White
	FF	Sea Salt™
	96	Biscuit
	47	Almond
	FD	Cane Sugar™
	NY	Dune
	95	Ice™ Grey
	G9	Sandbar
	33	Mexican Sand™
	K4	Cashmere
	FT	Basalt
	58	Thunder™ Grey
	20	Suede
	KA	Black 'n Tan
	FP	Caviar
	7	Black Black™

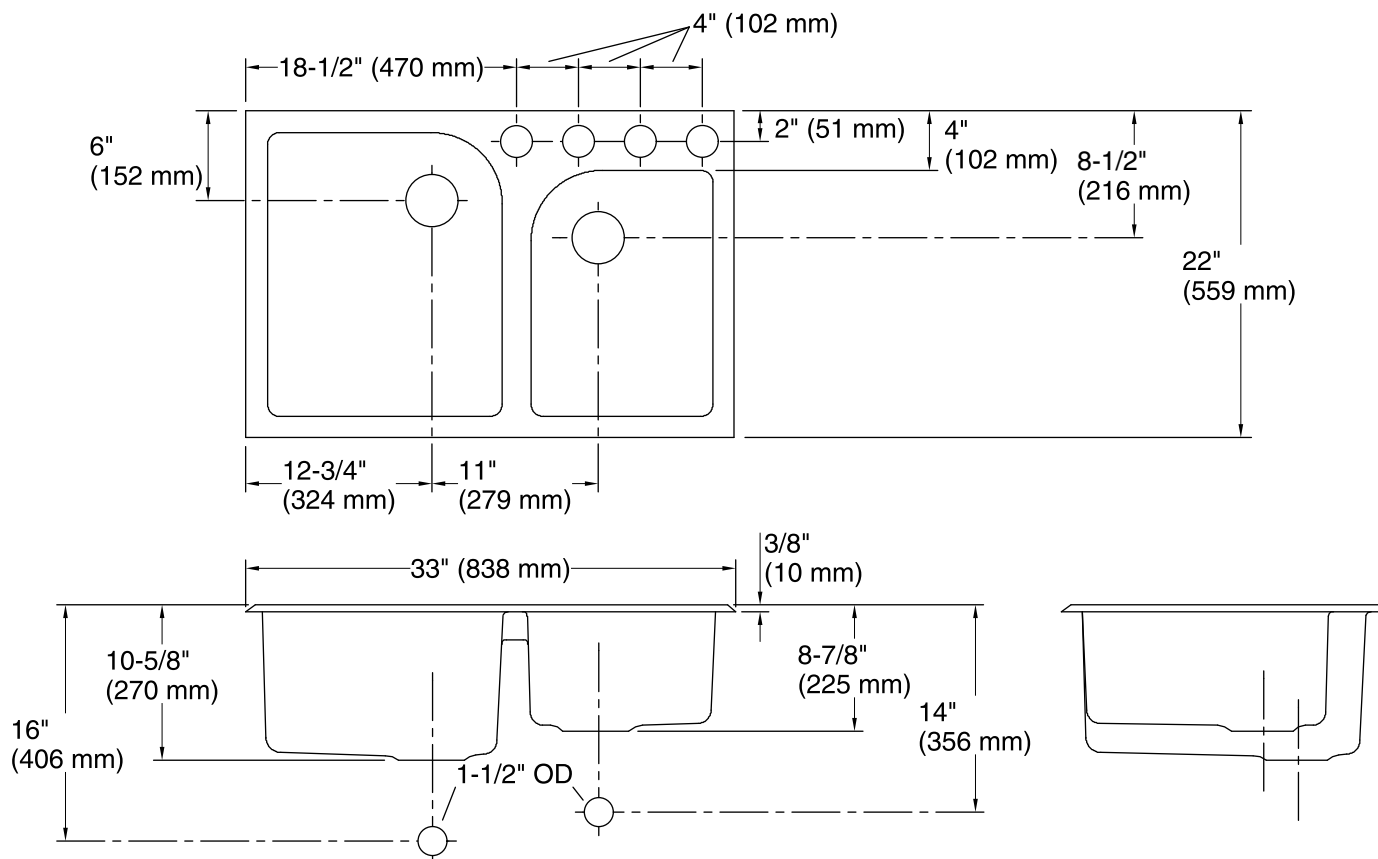
USA/Canada: 1-800-4KOHLER (1-800-456-4537)

Kohler Co. reserves the right to make revisions without notice to product specifications.

For the most current Specification Sheet, go to www.kohler.com.

12-20-2016 06:15

THE BOLD LOOK
OF **KOHLER**®



Technical Information

All product dimensions are nominal.

Bowl configuration: Large/medium

Installation: Under-mount

Bowl area (Left) Length: 16" (406 mm)
Width: 19" (483 mm)
Bowl depth: 9-3/4" (248 mm)

Bowl area (Right) Length: 12" (305 mm)
Width: 17" (432 mm)
Bowl depth: 7-3/4" (197 mm)

Number of deck holes: 4

Faucet hole(s): 2-3/8" (60 mm)

Drain hole: 3-5/8" (92 mm)

Template: 116808-7, required, included

Notes

Install this product according to the installation instructions.