



# Whitehaven® Self-Trimming® Under-Mount Apron Front Sink K-6426

## Features

- Double (medium/large) bowl.
- Smart Divide® lowered divider.
- With 6-11/16" (170 mm) Self-Trimming integral apron.
- Fits a standard 36" sink base cabinet.
- 35-1/2" (902 mm) x 21-9/16" (548 mm)

## Material

- KOHLER cast iron.
- Acid-resistant enamel finish.

## Installation

- Under-mount

## Recommended Accessories

K-9000 P-Trap

## Optional Accessories

K-5828 Basin Rack Large  
K-5874 Basin Rack Small  
K-8801 Sink Strainer

## Components

Additional included component/s: Countertop cut-out template, and Cabinet face cut-out template.



## Codes/Standards

















ASME A112.19.1/CSA B45.2

## Kohler Enameled Cast Iron Kitchen Sink - Lifetime Limited Warranty

See website for detailed warranty information.

## Available Color/Finishes

*Color tiles intended for reference only.*

| Color  | Code | Description   |
|--|------|---------------|
|  | 0    | White         |
|  | FF   | Sea Salt™     |
|  | 96   | Biscuit       |
|  | 47   | Almond        |
|  | FD   | Cane Sugar™   |
|  | NY   | Dune          |
|  | 95   | Ice™ Grey     |
|  | G9   | Sandbar       |
|  | 33   | Mexican Sand™ |
|  | K4   | Cashmere      |
|  | FT   | Basalt        |
|  | 58   | Thunder™ Grey |
|  | 20   | Suede         |
|  | KA   | Black 'n Tan  |
|  | FP   | Caviar        |
|  | 7    | Black Black™  |

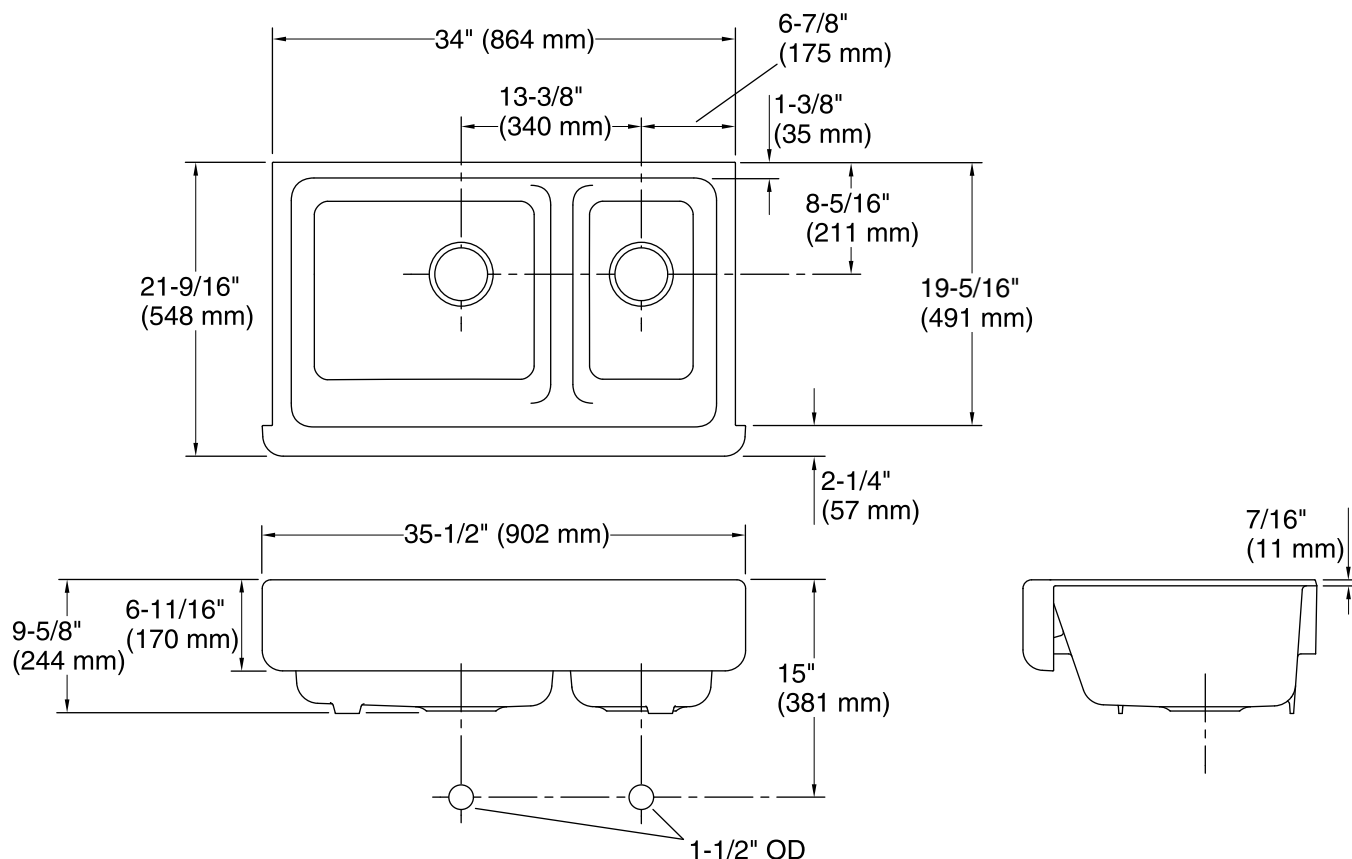
USA/Canada: 1-800-4KOHLER (1-800-456-4537)

Kohler Co. reserves the right to make revisions without notice to product specifications.

For the most current Specification Sheet, go to [www.kohler.com](http://www.kohler.com).

1-13-2017 06:03

THE BOLD LOOK  
OF **KOHLER**®



## Technical Information

All product dimensions are nominal.

Bowl configuration: Large/medium

Installation: Under-mount

Min. base cabinet width: 36" (914 mm)

Bowl area Length: 18-13/16" (478 mm)

Width: 18-1/16" (459 mm)

Bowl depth: 9" (229 mm)

Water depth: 9" (229 mm)

Bowl area Length: 10-5/16" (262 mm)

Width: 18-1/16" (459 mm)

Bowl depth: 9" (229 mm)

Water depth: 9" (229 mm)

Drain hole: 3-5/8" (92 mm)

## Notes

Install this product according to the installation instructions.

**NOTICE:** The countertop manufacturer or cutter must use the cut-out template provided with the product, or a current one provided by Kohler Co. (call 1-800-4KOHLER). Kohler Co. is not responsible for cut-out errors when the incorrect cut-out template is used.

**IMPORTANT!** The distance from the top edge of the cabinet to the top of the cabinet door must be at least 6-7/8" (175 mm) to install this sink.