



Lattis®

Semi-Frameless Pivot Shower Door

K-705816-L

Features

- Semi-frameless, 3/8-inch-thick Crystal Clear tempered glass.
- 3/8" (10 mm) tempered glass sidelite.
- Contemporary inside and outside solid 12-inch handles complete the look of this door.
- CleanCoat® technology creates a barrier between the water and glass to help keep your shower door looking new.

Material

- Anodized aluminum prevents rusting or corrosion.
- Tempered glass ensures maximum safety and durability.

Installation

- Out-of-plumb adjustability allows for simpler installation.
- Can be installed to open to the left or right.

Components

Additional included component/s: Hardware kit.



Codes/Standards




CPSC 16CFR 1201
ANSI Z97.1 (Tempered Glass)

KOHLER® One-Year Limited Warranty

See website for detailed warranty information.

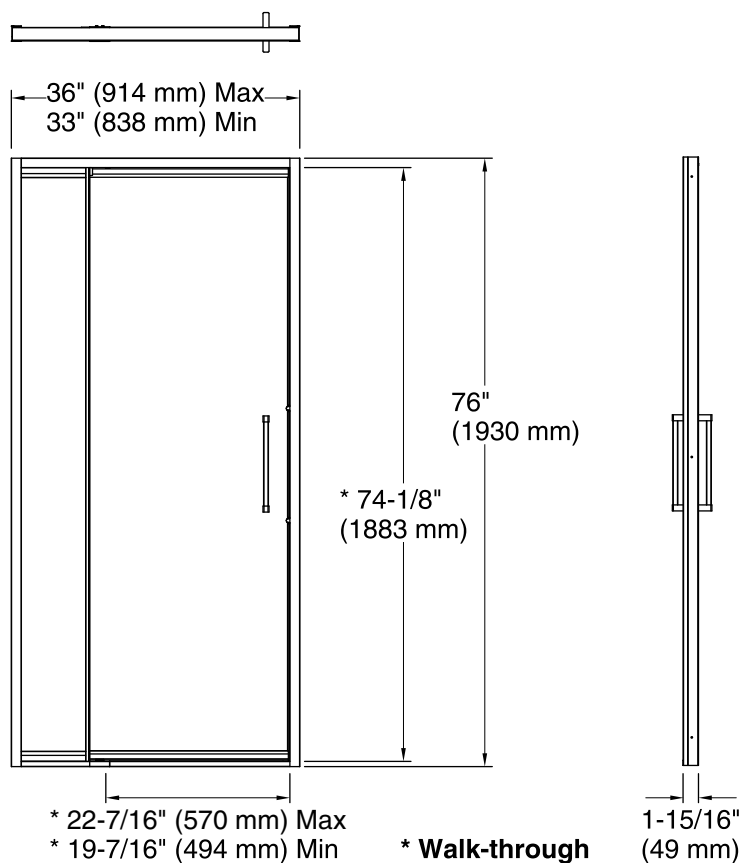
Available Color/Finishes

Color tiles intended for reference only.

Color	Code	Description
	SH	Bright Silver
	NX	Brushed Nickel
	ABV	Anodized Brushed Bronze

Available Glass Options

Code	Description
L	Crystal Clear



Technical Information

All product dimensions are nominal.

Installation type: For shower base installation

Opening style: Pivot

Opening Width - Min: 33" (838 mm)

Opening Width - Max: 36" (914 mm)

Walk-through - Min: 19-7/16" (494 mm)

Walk-through - Max: 22-7/16" (570 mm)

Glass thickness: 3/8" (10 mm)

Glass coating: CleanCoat®

Notes

Install this product according to the installation guide.

Recommended two person installation.

The vertical opening should be a minimum of 76-5/8" (1946 mm) to allow for installation clearance.