



Iron Works® Historic™

5.5' Bath
K-710-B

Features

- End drain.
- Integral lumbar support.
- 66" (1676 mm) x 36" (914 mm) x 24-1/2" (622 mm) with feet

Material

- Cast iron with Safeguard® finish.

Installation

- Freestanding

Required Accessories

K-1103 Ball-and-Claw-Feet

Recommended Accessories

K-1491 Bath/Whirlpool Pillow
K-1601 Bath/Whirlpool Footstop
K-7104 1-1/2" Exposed Bath Drain
K-7178 Decorative Bath Drain
K-128
K-110-3 Floor- or wall-mount bath faucet
K-110-4
K-110-9B
K-16210-4A
K-331-4M
K-6905-4



Codes/Standards

ASME A112.19.1/CSA B45.2
ASTM F462
ASTM F462

KOHLER® Lifetime Limited Warranty for Cast Iron Components

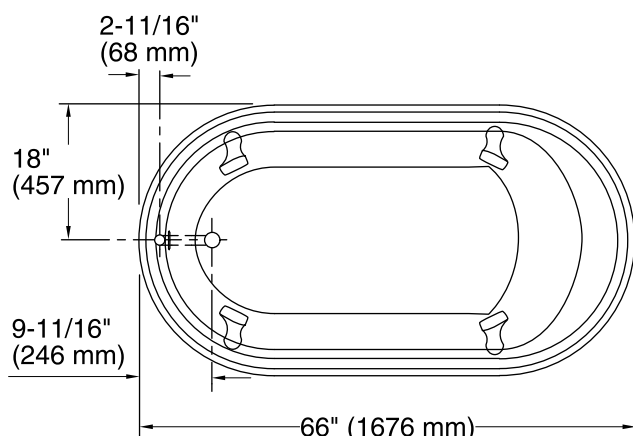
See website for detailed warranty information.

Available Color/Finishes

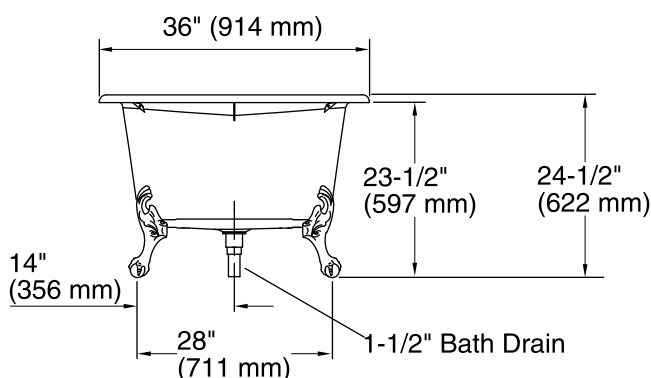
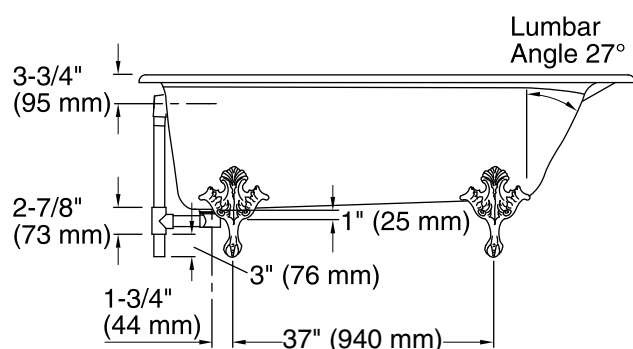
Color tiles intended for reference only.

Color	Code	Description
-------	------	-------------

	96	Biscuit
--	----	---------



No change in measurements if connected with drain illustrated. (K-7178)



Technical Information

All product dimensions are nominal.

Installation: Freestanding

Drain location: End

Basin area, bottom: 47-1/2" x 25" (1207 mm x 635 mm)

Basin area, top: 55" x 29" (1397 mm x 737 mm)

Weight: 375 lbs (170.1 kg)

Minimum floor load: 57 lbs/ft² (278.3 kg/m²)

Water depth: 12-5/8" (321 mm)

Water capacity: 64 gal (242.3 L)

Minimum flat for door: 0" (0 mm)

Notes

Measure your actual product for rough-in details.

Install this product according to the installation instructions.

The hot water supply should be 70% of the capacity of the bath or greater. Installations will vary.