

Features

- Integral flange.
- Right drain.
- Integral lumbar support.
- Integral apron.
- 54" (1372 mm) x 30-1/4" (768 mm) x 14" (356 mm)

Material

- Cast iron with Safeguard® finish.

Installation

- Alcove

Recommended Accessories

7160-TF

K-1491 Bath/Whirlpool Pillow

K-1601 Bath/Whirlpool Footstop

K-7213 27" Cable Bath Drain

K-7214 27" Cable Bath Drain



ADA CSA B651 OBC

Codes/Standards

ASME A112.19.1/CSA B45.2

ASTM F462

ASTM F462

ADA

ICC/ANSI A117.1

CSA B651

OBC




KOHLER® Lifetime Limited Warranty for Cast Iron Components

See website for detailed warranty information.

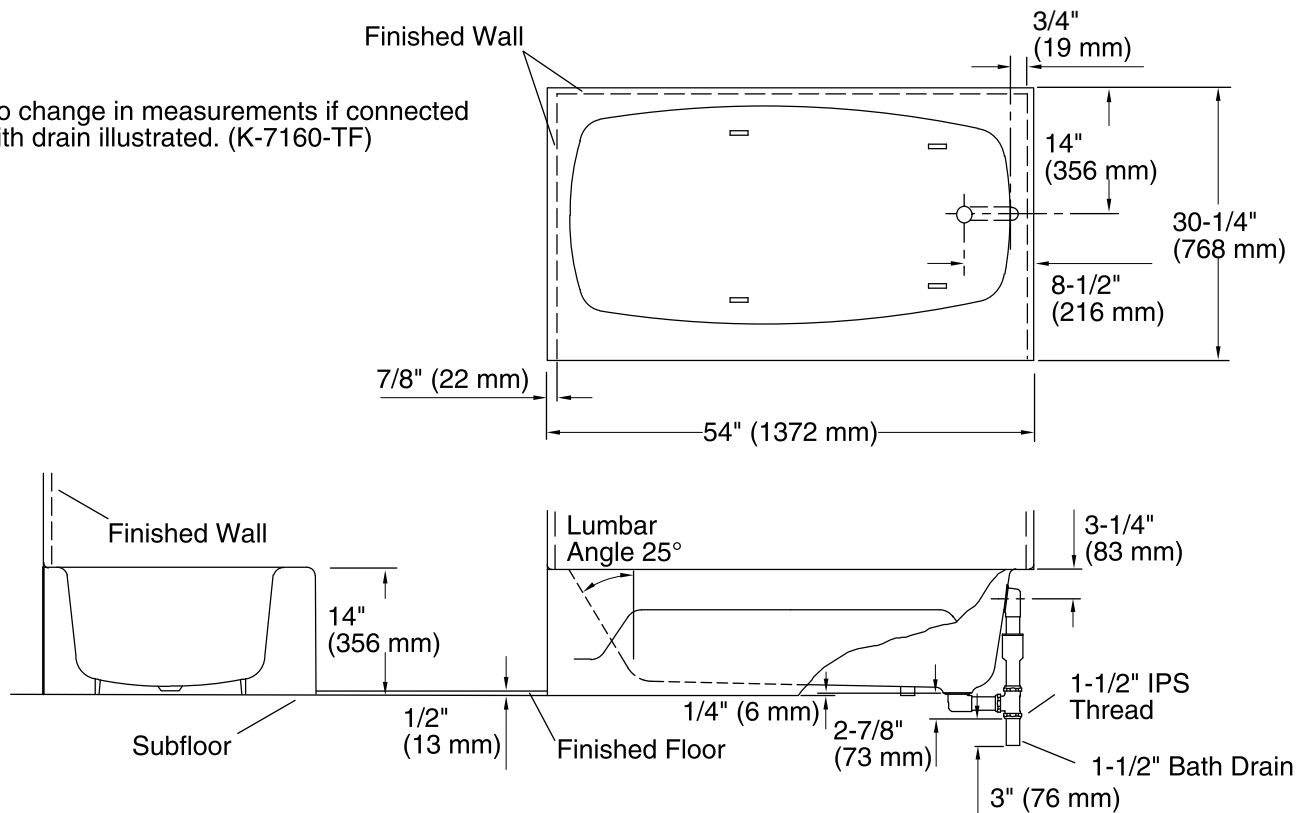
Available Color/Finishes

Color tiles intended for reference only.

Color	Code	Description
-------	------	-------------

	0	White
	96	Biscuit
	47	Almond

No change in measurements if connected with drain illustrated. (K-7160-TF)



Technical Information

All product dimensions are nominal.

Installation:	3-Wall Alcove
Drain location:	Right
Basin area, bottom:	37" x 22" (940 mm x 559 mm)
Basin area, top:	48" x 24" (1219 mm x 610 mm)
Weight:	277 lbs (125.6 kg)
Minimum floor load:	49 lbs/ft ² (239.2 kg/m ²)
Water depth:	8-5/8" (219 mm)
Water capacity:	30 gal (113.6 L)
Minimum flat for door:	2-15/16" (75 mm)

Notes

Measure your actual product for rough-in details.

Install this product according to the installation instructions.

The hot water supply should be 70% of the capacity of the bath or greater. Installations will vary.

ADA, OBC, CSA B651 compliant when installed to the specific requirements of these regulations.