

### Features

- KOHLER finishes resist corrosion and tarnish.
- Traditional curved shape provides spacious showering environment.
- Adjustable to fit standard 60- or 72-inch enclosures.
- Min: 60" (1524 mm) x 6" (152 mm) x 2-3/16" (71 mm)
- Max: 76" (1930 mm) x 6" (152 mm) x 2-3/16" (71 mm)

### Material

- Stainless-steel construction.

### Components

Additional included component/s: Installation hardware.



### Codes/Standards




None Applicable

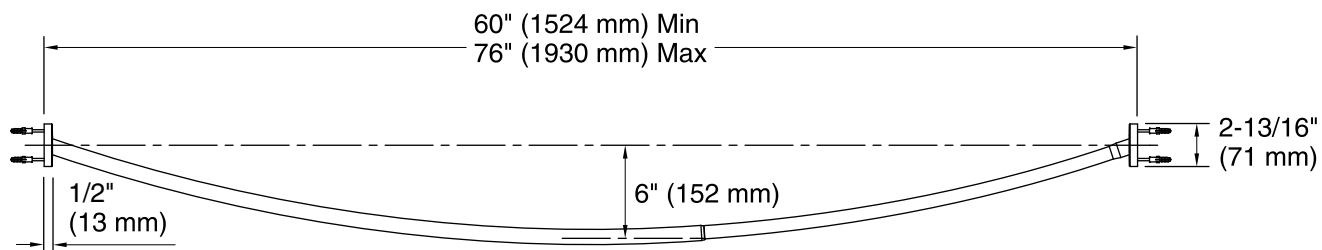
### KOHLER® Faucet Lifetime Limited Warranty

See website for detailed warranty information.

### Available Color/Finishes

*Color tiles intended for reference only.*

Color	Code	Description
	S	Polished Stainless
	BS	Brushed Stainless
	2BZ	Oil-Rubbed Bronze



### Technical Information

All product dimensions are nominal.

### Notes

Install this product according to the installation guide.

**CAUTION:** Risk of personal injury. Do not install these products in any area where they are likely to be used inadvertently as a grab bar or support bar. These products are not designed or intended for use as a grab bar or support bar.