



Choreograph™

60"x32"x72" Wall Kit

K-97618



Features

- Includes 60"x72" wall panel, (2) 32"x72" wall panels, and (2) color-matched corner joints.

Material

- Walls made from Serica™ composite material.
- Durable, non-porous, 0.2" thick compression-molded walls that are easy to clean and resist chipping and cracking.

Installation

- Trimable to customize size and installation.

Recommended Accessories

- K-97621 7" Floating Shelf
- K-97622 14" Floating Shelf
- K-97623 21" Floating Shelf
- K-97624 Shower Hook
- K-97625 24" Shower Barre
- K-97626 36" Shower Barre
- K-97627 40" Shower Barre
- K-97628 54" Shower Barre
- K-97629 Teak Barre Shelf
- K-97630 9" Shower Locker
- K-97631 14" Shower Locker
- K-97632 Freestanding Shower Stool

Components

Product includes:

- K-97608 60"x72" Wall Panel
- K-97605 32"x72" Wall Panel
- K-97605 32"x72" Wall Panel
- K-97635 96" Corner Joint














Codes/Standards

ASTM E162
ASTM E662
Greenguard UL 2818 - Gold

KOHLER® Limited Warranty –
Choreograph™ Walls and Accessories
See website for detailed warranty information.

Available Color/Finishes

Color tiles intended for reference only.

Color	Code	Description
	0	White
	96	Biscuit
	47	Almond
	NY	Dune
	95	Ice™ Grey
	G9	Sandbar
	7NY	Veincut Dune/Dune Combo
	896	Veincut Biscuit/Biscuit Combo
	9G9	Veincut Sandbar/Sandbar Combo
	W07	Veincut in Dune
	W08	Veincut in Biscuit
	W09	Veincut in Sandbar
	W10	Crosscut in Dune
	W11	Crosscut in Biscuit

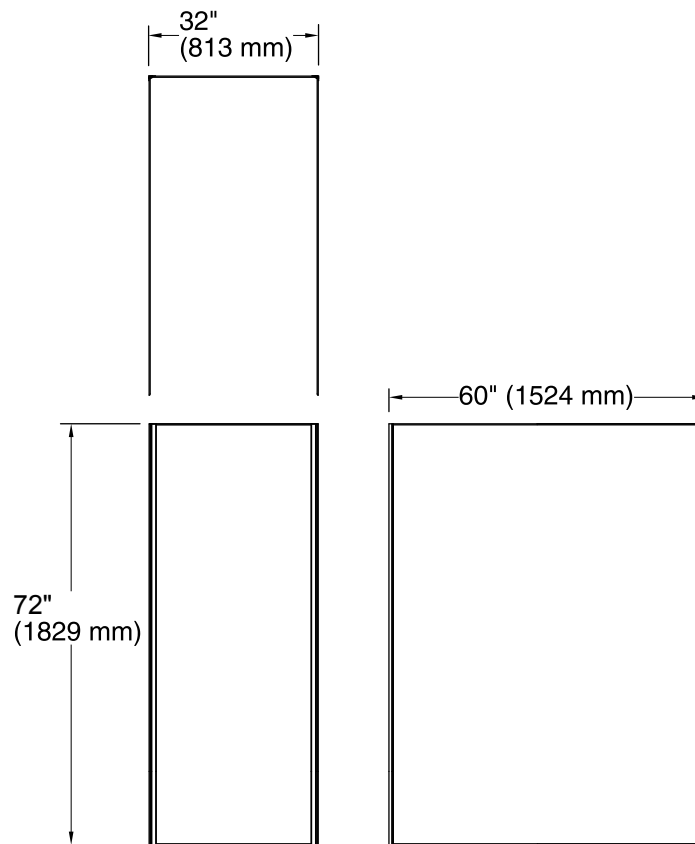
USA/Canada: 1-800-4KOHLER (1-800-456-4537)

Kohler Co. reserves the right to make revisions without notice to product specifications.

For the most current Specification Sheet, go to www.kohler.com.

1-13-2017 07:13

THE BOLD LOOK
OF **KOHLER**®



Technical Information

All product dimensions are nominal.

Installation: 3-Wall Alcove

Notes

Measure your actual product for rough-in details.

Install this product according to the installation instructions.

Use non-solvent based construction adhesive.
For installation over tile, use 100% silicone sealant.

Corner joints (optional) allow for 3/8" (10 mm) adjustment for out-of-plumb conditions or uneven cuts.

If installing accessories, install 2x4 backing for handrails, shelves, and shower hooks and 2x10 backing for the flip down seat.