

Features

- Panel utilizes an integrated system of four 22-nozzle, fully adjustable sprayheads for stimulating hydrotherapy.
- MasterClean™ sprayface is easy to clean.
- Low-profile design complements any decor.
- Custom color selection with color wheel.
- Ability to select preset chromatherapy sequences.
- 0.6 gpm (gallons per minute) maximum flow rate from each sprayhead for a maximum combined flow of 2.4 gpm (gallons per minute)
- 1/2-inch NPT connection.
- Requires K-638-K and K-695 DTV II (sold separately).

Material

- KOHLER finishes resist corrosion and tarnishing.

Installation

- Ceiling-mount
- Soldering template included for ease of installation.



Codes/Standards






ASME A112.18.1/CSA B125.1
DOE - Energy Policy Act 1992

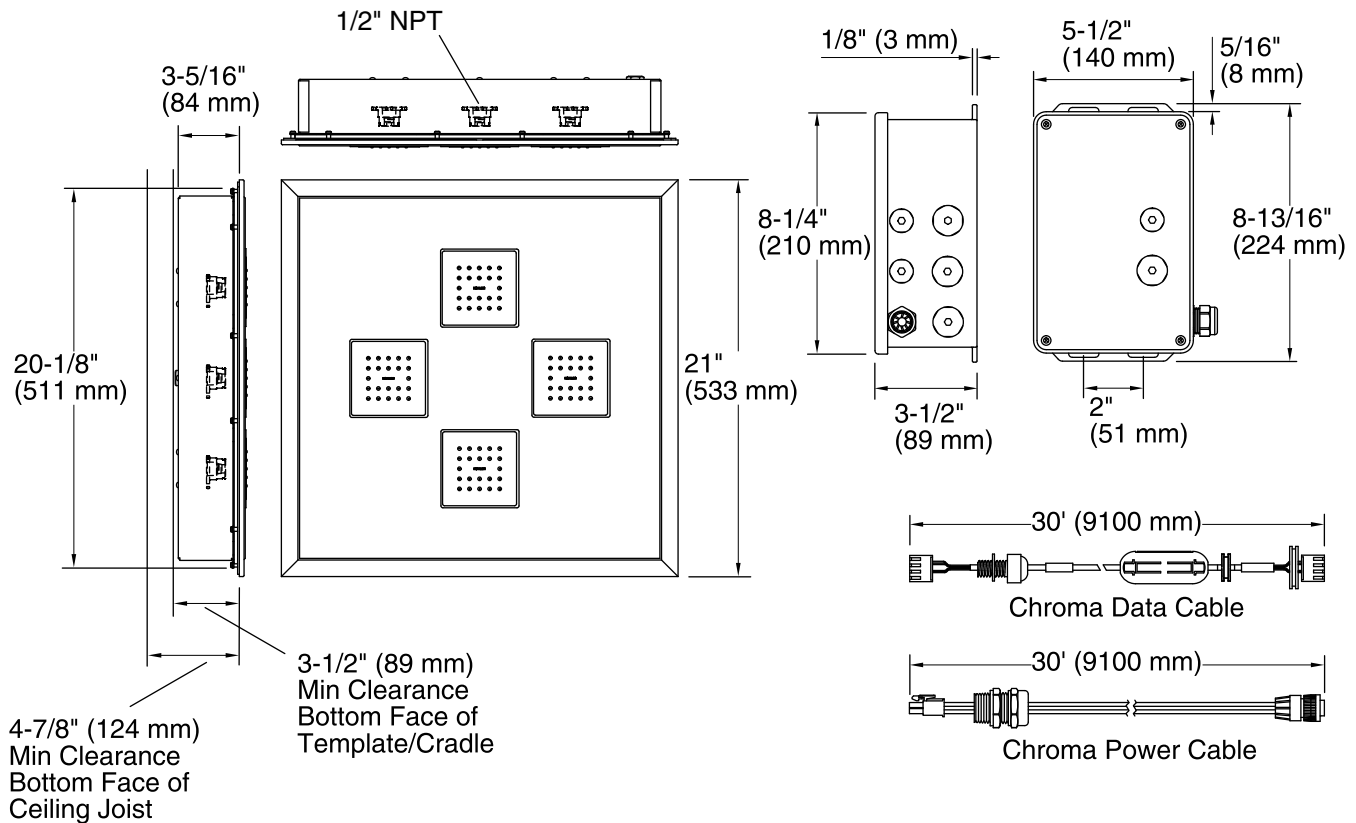
Kohler Electronic Faucets, Valves, and Controls - Five-Year Limited Warranty

See website for detailed warranty information.

Available Color/Finishes

Color tiles intended for reference only.

Color	Code	Description
	CP	Polished Chrome
	SN	Vibrant® Polished Nickel
	BN	Vibrant® Brushed Nickel
	BV	Vibrant® Brushed Bronze
	2BZ	Oil-Rubbed Bronze



Required Electrical Service

One dedicated circuit required, protected with Class A Ground-Fault Circuit-Interrupter (GFCI) or Residual Current Device (RCD).

120-240 V, 15 A, 50/60 Hz

Technical Information

All product dimensions are nominal.

Electrical component 100-240 V, 50/60 Hz rating:

Showerhead:

Rated maximum flow: 0.6 gal/min (2.3 l/min)

Notes

Install this product according to the installation guide.