

## Features

- Slip-fit connection
- Fluid design lines for ease of cleaning.
- For use with KOHLER showerheads (sold separately).

## Material

- Metal construction



## Codes/Standards




ASME A112.18.1/CSA B125.1

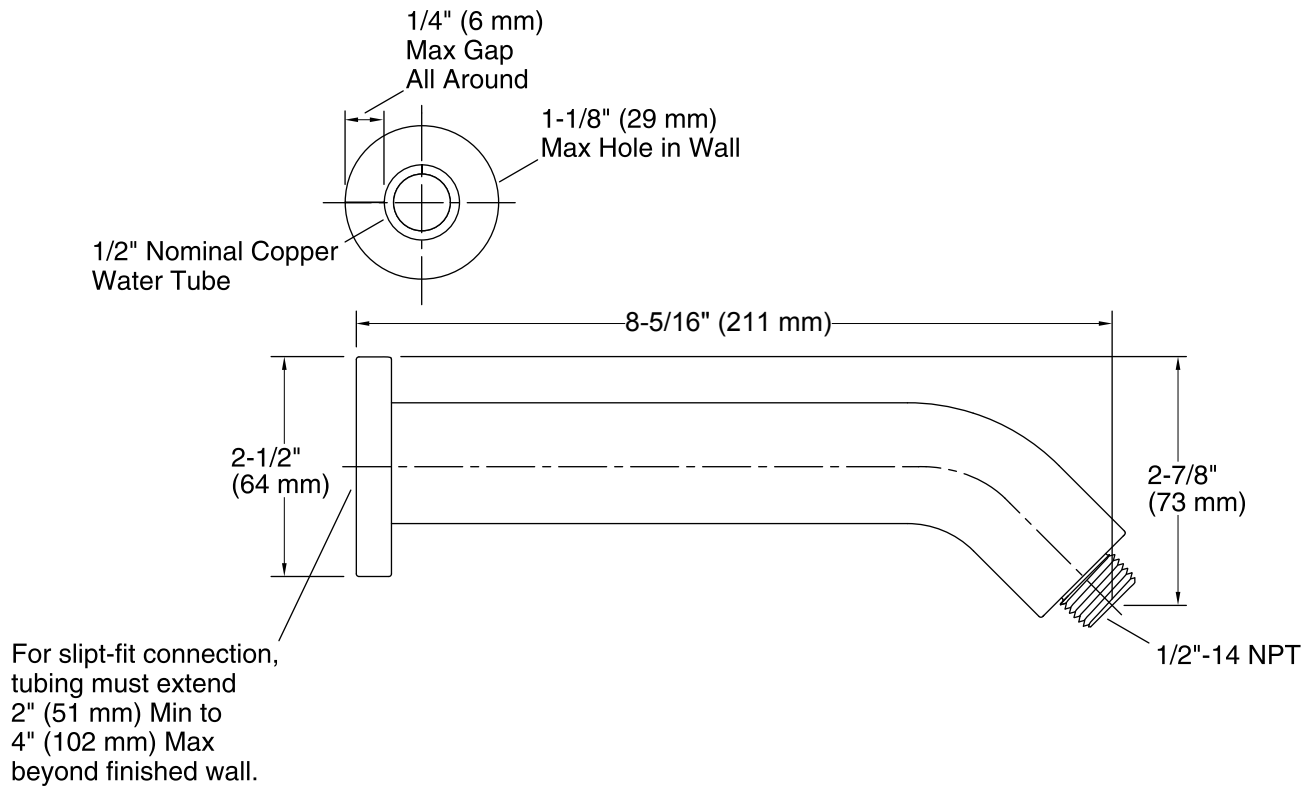
## KOHLER® Faucet Lifetime Limited Warranty

See website for detailed warranty information.

## Available Color/Finishes

*Color tiles intended for reference only.*

Color	Code	Description
	CP	Polished Chrome
	SN	Vibrant® Polished Nickel
	BN	Vibrant® Brushed Nickel



## Technical Information

All product dimensions are nominal.

## Notes

Install this product according to the installation guide.

Product installs using a slip-fit connection to a 1/2" nominal copper tubing.