

Features

- Single joystick lever handle is simple to use and makes adjusting water temperature easy.
- High-arch swivel spout and 360-degree spout rotation offer superior clearance for filling pitchers and cleaning.
- Two-function pull-down sprayhead with touch-control allows you to switch from stream to Sweep® spray.
- Sweep® spray features specially angled nozzles that form a wide, powerful blade of water to sweep your dishes and sink clean.
- DockNetik®, a magnetic docking system located within the spout, smoothly glides and securely locks the sprayhead into place.
- ProMotion™ technology's light, quiet nylon hose and ball joint make the pullout sprayhead easier and more comfortable to use.
- MasterClean™ sprayface features an easy-to-clean surface that withstands mineral buildup.
- Includes soap/lotion dispenser.
- Ceramic disc valves exceed industry longevity standards, ensuring durable performance for life.
- KOHLER finishes resist corrosion and tarnishing.
- Installs with 1-, 2-, 3-, or 4-hole sink (escutcheon plate included).
- Flexible supply lines and installation ring simplify installation.

Material

- Premium metal construction.



Codes/Standards

ASME A112.18.1/CSA B125.1

NSF 61

NSF 372

All applicable US Federal and State material regulations

DOE - Energy Policy Act 1992



California Energy Commission (CEC)

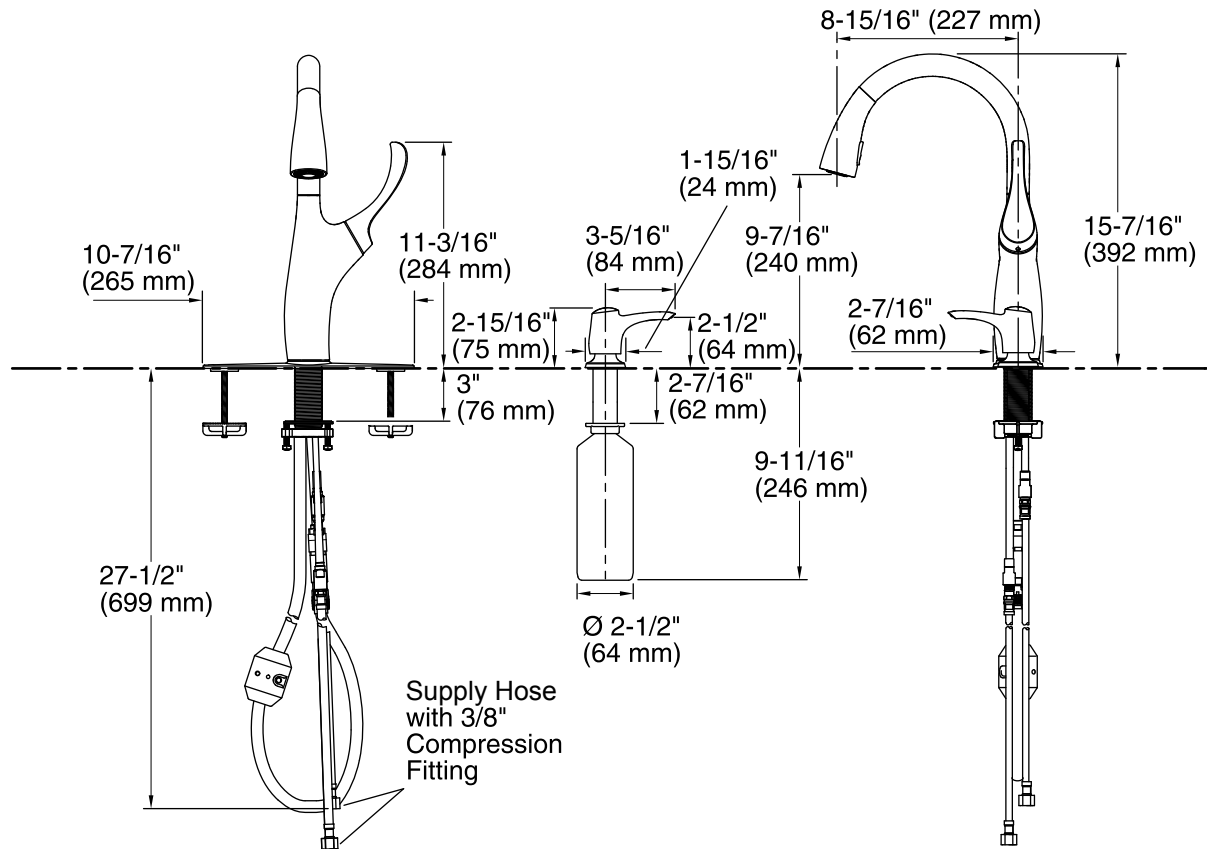
KOHLER® Faucet Lifetime Limited Warranty

See website for detailed warranty information.

Available Color/Finishes

Color tiles intended for reference only.

Color	Code	Description
	CP	Polished Chrome
	VS	Vibrant® Stainless



Technical Information

All product dimensions are nominal.

Faucet:

Flow rate: 1.8 gal/min (6.8 l/min)
Pressure: 60 psi (4.1 bar)

Notes

Install this product according to the installation guide.

Faucet contains all necessary parts for 1-, 2-, 3-, or 4-hole installations.