

### Features

- Advanced spray engine provides five alternate experiences: wide coverage, intense drenching, targeted spray and two combination sprays
- Simple thumb tab allows for a smooth transition between sprays
- MasterClean™ sprayface is easy to clean
- 2.0 gpm (gallons per minute) handshower flow rate

### Material

- KOHLER finishes resist corrosion and tarnishing

### Water Conservation & Rebates

- WaterSense®-labeled 2.0-gpm handshowers use up to 20 percent less water than standard 2.5-gpm handshowers, while still meeting strict performance guidelines
- This product can help a building earn Water Efficiency points in the LEED® Green Building Rating System



### Codes/Standards



ASME A112.18.1/CSA B125.1  
DOE - Energy Policy Act 1992  
EPA WaterSense®  
California Energy Commission (CEC)

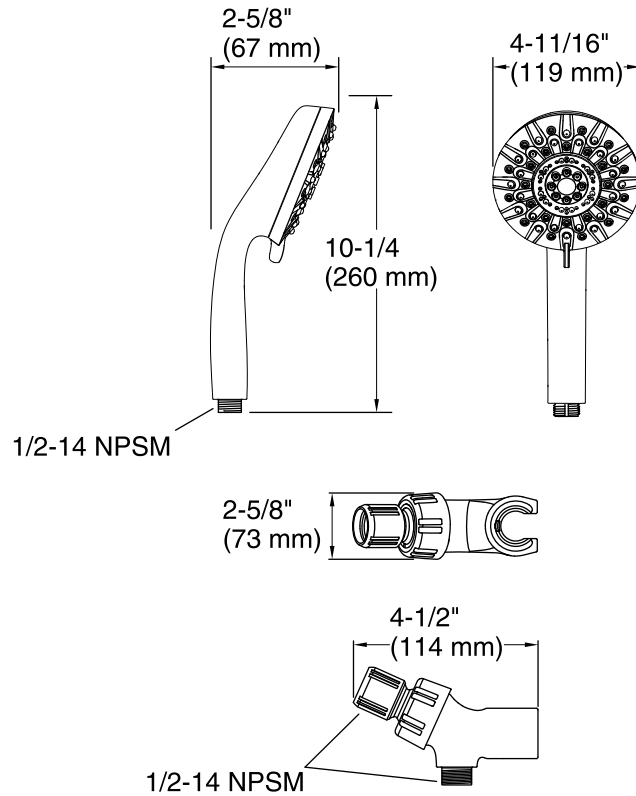
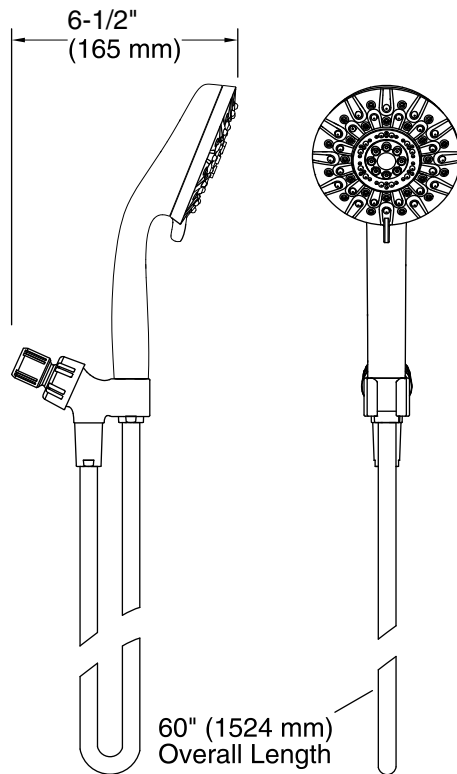
### KOHLER® Faucet Lifetime Limited Warranty

See website for detailed warranty information.

### Available Color/Finishes

*Color tiles intended for reference only.*

Color	Code	Description
	CP	Polished Chrome
	BN	Vibrant® Brushed Nickel



### Technical Information

All product dimensions are nominal.

#### Handshower:

Rated maximum flow: 2 gal/min (7.6 l/min)

Pressure: 45 psi (3.1 bar)

### Notes

For use with automatic compensating valves rated at 1.5 gal/min (5.7 l/min) or less.

Install this product according to the installation guide.

Plumbing codes require approved backflow prevention devices to be installed in-line to handshowers. Please consult with local plumbing officials.