



Submerge

5' Bath

K-R825-LA



Features

- Flange helps prevent water from seeping behind wall and simplifies alcove installation.
- 12-1/2" soaking depth.
- Left drain.
- Bath is less prone to cracks during transportation and installation than Acrylic FRP.
- Boot adds rigidity to the bottom of the bath, creating less flexing of the bath's structure when standing or sitting in it.
- Integral lumbar support.
- Textured bottom surface.
- Available exclusively at The Home Depot.
- 60" (1524 mm) x 31" (787 mm) x 19-3/8 (492 mm)

Material

- Acrylic-capped ABS.

Installation

- Alcove
- For drain purchase considerations, the distance from the tub ledge to the floor is 18."

Recommended Accessories

K-37383 30" Rough-in Cable Bath Drain



ADA

CSA B651

OBC

Codes/Standards

CSA B45.5/IAPMO Z124

Greenguard UL 2818 - Gold

ADA

ICC/ANSI A117.1

CSA B651

OBC

KOHLER® One-Year Limited Warranty

See website for detailed warranty information.

Available Color/Finishes

Color tiles intended for reference only.

Color	Code	Description
-------	------	-------------



0

White

USA/Canada: 1-800-4KOHLER (1-800-456-4537)

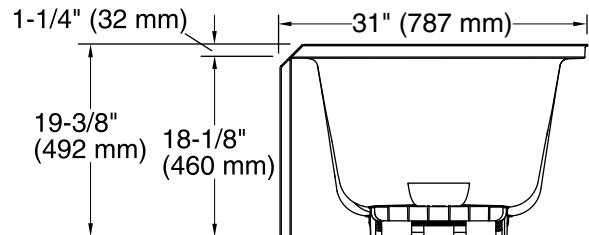
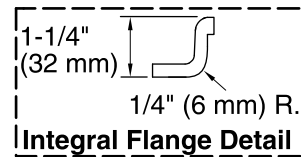
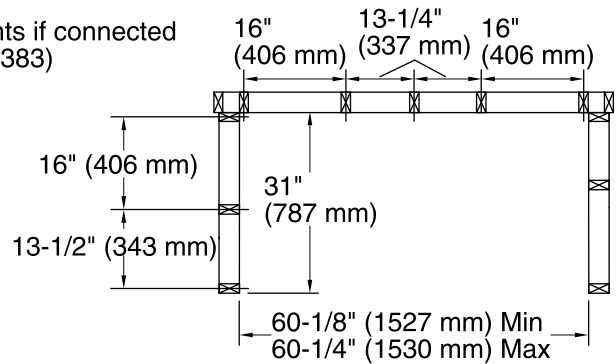
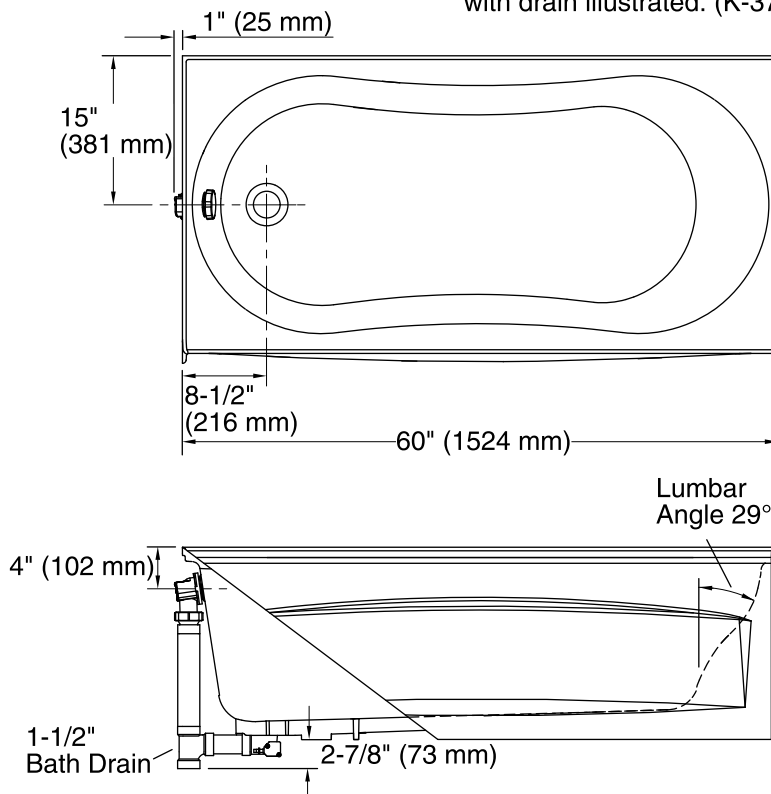
Kohler Co. reserves the right to make revisions without notice to product specifications.

For the most current Specification Sheet, go to www.kohler.com.

12-20-2016 08:45

THE BOLD LOOK
OF **KOHLER**®

No change in measurements if connected with drain illustrated. (K-37383)



Technical Information

All product dimensions are nominal.

Installation:	3-Wall Alcove
Drain location:	Left
Basin area, bottom:	47-7/8" x 18-1/16" (1216 mm x 459 mm)
Basin area, top:	56-5/16" x 22-3/16" (1430 mm x 564 mm)
Water depth:	12-1/16" (307 mm)
Water capacity:	46.11 gal (174.5 L)
Minimum flat for door:	1-5/8" (42 mm)

Notes

Measure your actual product for rough-in details.

Install this product according to the installation instructions.

The hot water supply should be 70% of the capacity of the bath or greater. Installations will vary.

Ensure that the back wall support block has a stud located in the center.

Ensure the apron flanges are supported by the studs.

Plumbers putty will degrade the bath material. Only use 100% silicone sealant when installing the drain.

ADA, OBC, CSA B651 compliant when installed to the specific requirements of these regulations.