

### Features

- Single lever handle allows control of up to three separate components to six different output options.
- Patented K-joint installation ensures consistent trim appearance, regardless of variability in valve rough-in (included with trim).
- Trim only; requires K-728-K or K-737-K MasterShower 2- or 3-way transfer valve (sold separately).
- Coordinates with other products in the Archer collection.

### Material

- Premium metal construction.
- KOHLER finishes resist corrosion and tarnishing.

### Required Accessories

728  
or  
737



ADA

CSA B651

OBC



### Codes/Standards

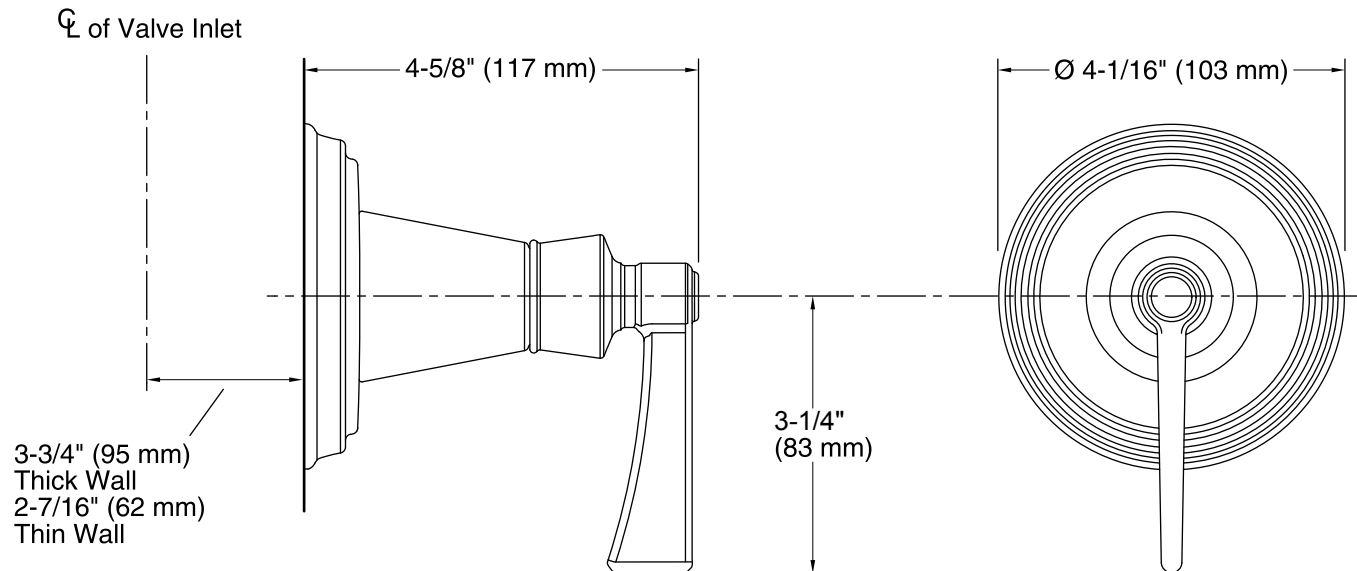
ASME A112.18.1/CSA B125.1  
ADA  
ICC/ANSI A117.1  
CSA B651  
OBC

See website for detailed warranty information.

### Available Color/Finishes

*Color tiles intended for reference only.*

Color	Code	Description
	CP	Polished Chrome
	BN	Vibrant® Brushed Nickel



### Technical Information

All product dimensions are nominal.

### Notes

Install this product according to the installation guide.

ADA, OBC, CSA B651 compliant when installed to the specific requirements of these regulations.