




Buy it for looks. Buy it for life.®

Specifications

There is more than 1 version of this model.
Page down to identify the version you have.



WATERHILL™ Two-Handle Kitchen Bridge Faucet

Models: S713 series

DESCRIPTION

- Metal construction with various finishes identified by suffix
- 1/2" IPS connections will accept standard ball nose connection for 3/8" tubing
- Includes optional hot and cold temperature indicators
- Includes matching finish side spray with Quick connect installation
- Designed to be installed through 4, 1" min. dia. holes, 4" on center
- Can be mounted without side spray and center escutcheon removed (2-hole mount with 8" centers)

OPERATION

- Lever style handles
- Rotate hot side handle counterclockwise to open and clockwise to close
- Rotate cold side handle clockwise to open and counterclockwise to close

FLOW

- Spout flow is limited to 2.0 gpm (7.6 L/min) at 60 psi

CARTRIDGE

- 1224 cartridge design with nonmetallic/nonferrous and stainless steel materials

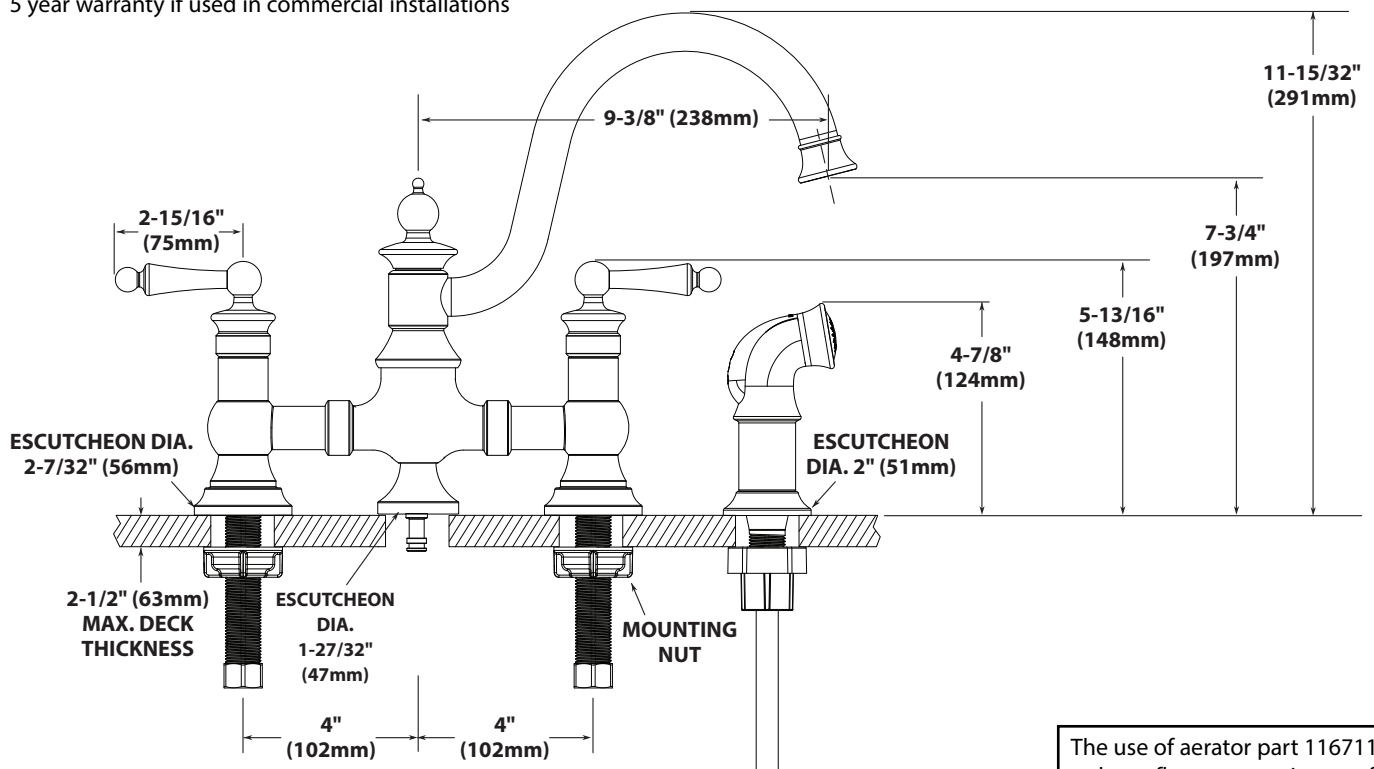
STANDARDS

- Third party certified to ASME A112.18.1/CSA B125.1 and all applicable requirements therein including NSF 61/9
- Contains no more than 0.25% weighted average lead content
- Complies with California Proposition 65 and with the Federal Safe Drinking Water Act

- **ADA**  for lever handle

WARRANTY

- Lifetime limited warranty against leaks, drips and finish defects to the original consumer purchaser
- 5 year warranty if used in commercial installations



CRITICAL DIMENSIONS

(DO NOT SCALE)

The use of aerator part 116711 reduces flow to a maximum of 1.5 gpm (5.7L/min.)

FOR MORE INFORMATION CALL: 1-800-BUY-MOEN

www.moen.com



Buy it for looks. Buy it for life.®

Specifications

DESCRIPTION

- Metal construction with various finishes identified by suffix
- 1/2" IPS connections will accept standard ball nose connection for 3/8" tubing
- Includes optional hot and cold temperature indicators
- Includes matching finish side spray with Quick connect installation
- Designed to be installed through 4, 1" min. dia. holes, 4" on center
- Can be mounted without side spray and center escutcheon removed (2-hole mount with 8" centers)

OPERATION

- Lever style handles
- Rotate hot side handle counterclockwise to open and clockwise to close
- Rotate cold side handle clockwise to open and counterclockwise to close


FLOW

- Spout flow is limited to 2.0 gpm (7.6 L/min) at 60 psi

CARTRIDGE


- 1224 cartridge design with nonmetallic/nonferrous and stainless steel materials

STANDARDS

- Third party certified to ASME A112.18.1/CSA B125.1 and all applicable requirements therein including NSF 61/9
- Contains no more than 0.25% weighted average lead content
- Complies with California Proposition 65 and with the Federal Safe Drinking Water Act
- ADA  for lever handle

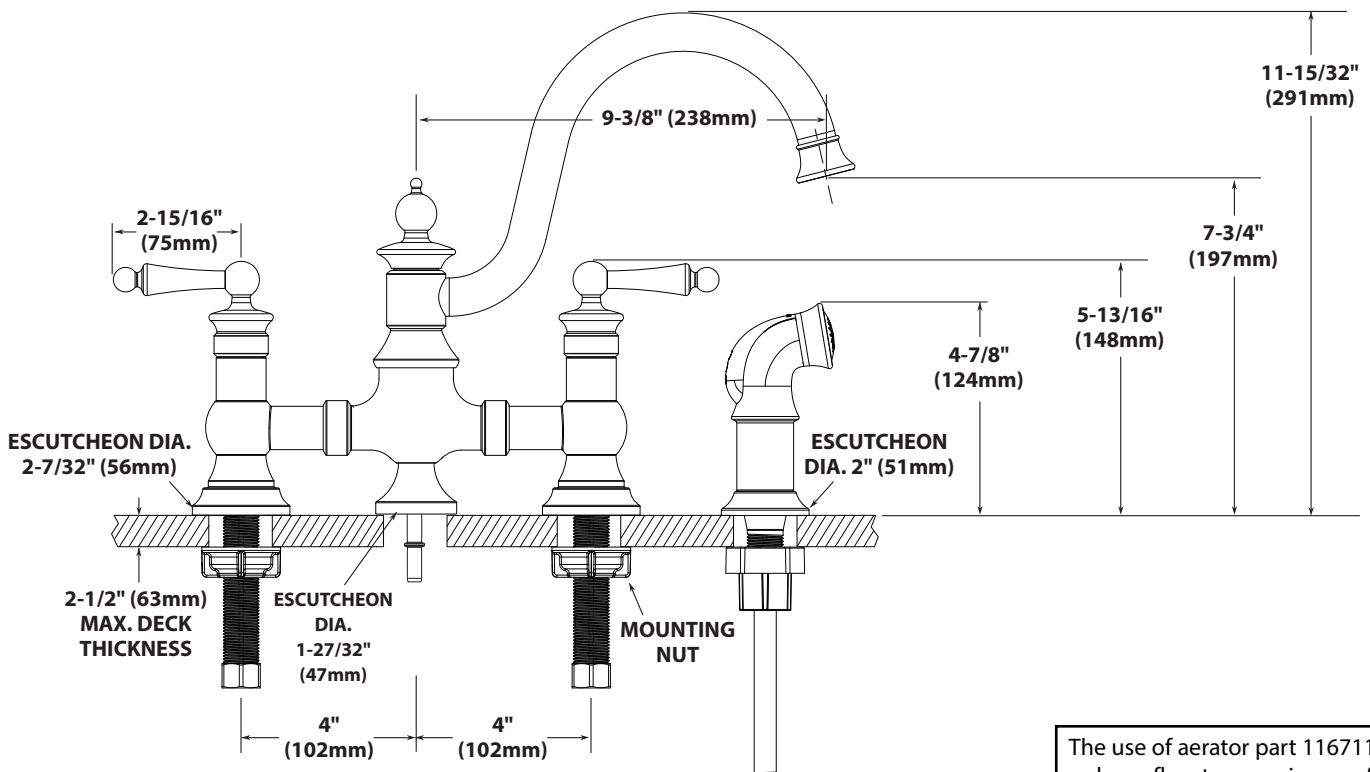
WARRANTY

- Lifetime limited warranty against leaks, drips and finish defects to the original consumer purchaser
- 5 year warranty if used in commercial installations



WATERHILL™
Two-Handle Kitchen Bridge Faucet

Models: S713 series



CRITICAL DIMENSIONS

(DO NOT SCALE)

The use of aerator part 116711 reduces flow to a maximum of 1.5 gpm (5.7L/min.)