


MAAX SUBMITTAL SPECIFICATIONS

Exhibit 6030 IFS

MODEL NUMBER 105519

DIMENSIONS: 60" x 30" x 18" Acrylic



Project :
Contractor :
MAAX Representative : Tel :
Date :

www.maax.com

Vivez l'expérience
MAAX[®]
Enjoy the experience

STANDARD FEATURES

- Rectangular shape bathtub in Alcove installation
- Available in Above-the-Floor Rough (AFR) or not
- Minimalist look with discreet armrests and textured floor
- Integrated tiling flange
- Integrated skirt with access panel when equipped with a system

OPTIONS


- Removable access panel
- One chromatherapy light
- Water heater assembly (factory installed)
- Metal trim kit for whirlpool and combined systems
- Metal trim kit for Air Push Control
- Cable-operated waste and overflow


UNIQUE FEATURES

- Tiling Flange

SYSTEMS

 MAAX Professional Whirlpool

 Aeroeffect **DOOR**

 Combined
Whirlpool/Aeroeffect

 Chromatherapy **SELECTION**

Combine with MAAX's complete shower door offering visit www.maax.com

CERTIFICATIONS

Maax products adhere to one or more of the following certifications:



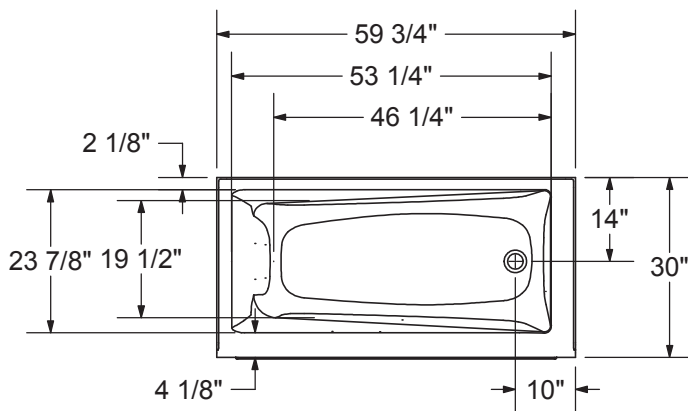
2018-01-08

MAAX SUBMITTAL SPECIFICATIONS

Exhibit 6030 IFS

MODEL NUMBER 105519

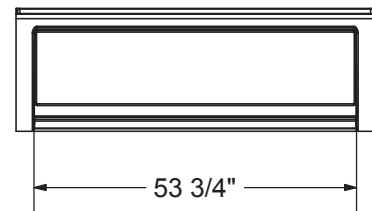
TECHNICAL DRAWINGS



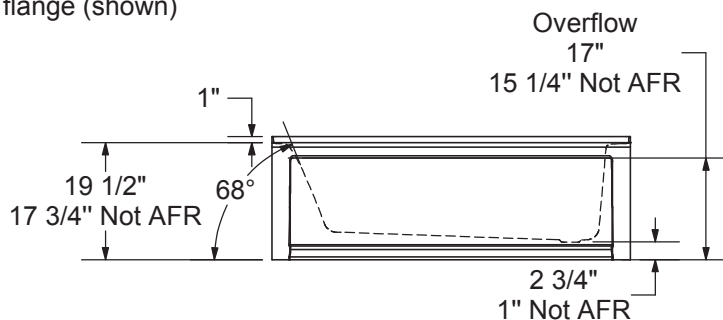
WITHOUT SYSTEM



WITH SYSTEM



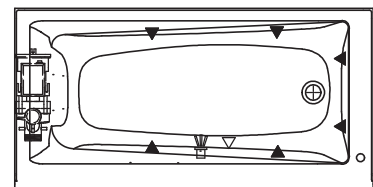
1" Single Integrated tiling
 flange (shown)



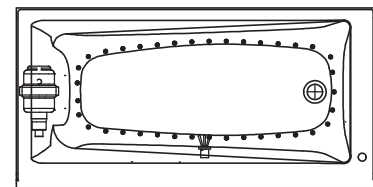
Wood support design may vary.
 Single Integrated tiling flange: 1" height x 1/4" thickness (shown)

All dimensions are approximate. Structure measurements
 must be verified against the unit to ensure proper fit.

WHIRLPOOL SYSTEM



AIR SYSTEM



- (▲) : Indicates whirlpool jets positioning
- (△) : Indicates suction positioning
- (●) : Indicates airjets positioning
- (☼) : Indicates chromatherapy light positioning