

MAAX SUBMITTAL SPECIFICATIONS

WET ROOM COMBO ALCOVE WITH PIVOT DOOR

MODEL NUMBER 420009-501/ 410019/ 137832

DIMENSIONS: 60" x 61" x Acrylic/Glass



Project :
Contractor :
MAAX Representative : Tel :
Date :

www.maax.com

Vivez l'expérience
MAAX®
Enjoy the experience

STANDARD FEATURES

- Multi-piece unit for easier installation and handling
- Shower base with integrated tiling flanges for a watertight connection between the shower and the bathtub
- Reversible bathtub and shower position
- Bathtub with or without armrests
- Sliding or pivot door with Lotus glass protection

OPTIONS

- Flexible waste and overflow
- Brass waste and overflow
- Designer handle
- Foam pillow with 2 suction pads
- Glass shelf

UNIQUE FEATURES

- Lotus Glass Protection

SYSTEMS

- None

DOOR SELECTION

Combine with MAAX's complete shower door offering visit www.maax.com

CERTIFICATIONS

Maax products adhere to one or more of the following certifications:



2018-01-08

MAAX SUBMITTAL SPECIFICATIONS

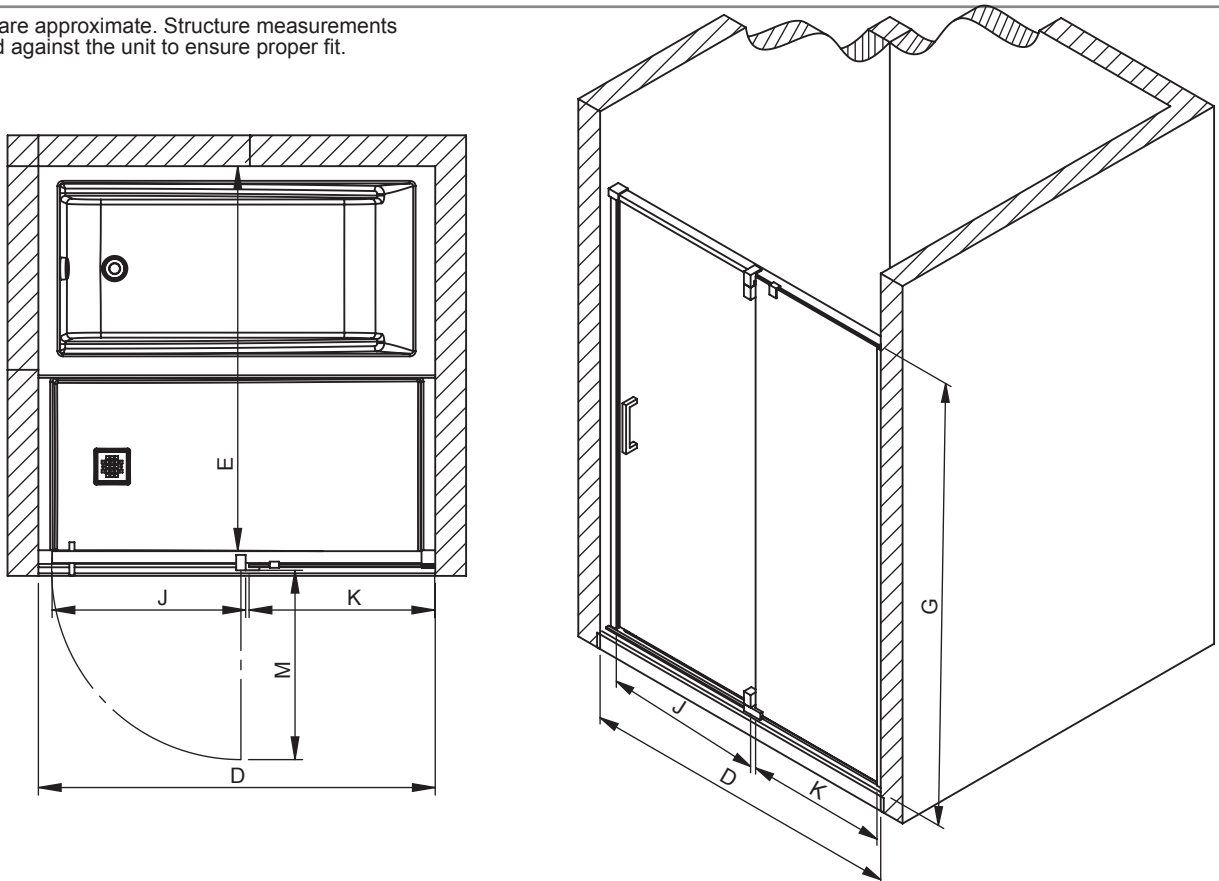
WET ROOM COMBO ALCOVE WITH PIVOT DOOR

MODEL NUMBER 420009-501/ 410019/ 137832

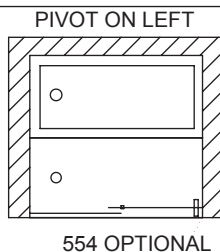
TECHNICAL DRAWINGS

All dimensions are approximate. Structure measurements must be verified against the unit to ensure proper fit.

ModulR PIVOT SHOWER DOOR:
 WET ROOM COMBOS (554)

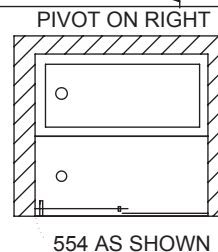


All complementary
 installations can be also
 build from the same
 listed product



554 OPTIONAL

WET ROOM COMBOS CONFIGURATIONS



554 AS SHOWN

PRODUCT	BASE SIZE	D	G	E	J	K	M
		WIDTH (min-max)	HEIGHT (top of glass)	DEPTH (min-max)	DOOR ACCESS (maximum)	FIXED PANEL	ENCUM- BRANCE
137832	60X30	57-1/8" - 59"	78"	57" - 58-1/4"	26-1/2"	27-1/4" - 28-1/4"	27-7/8"
	60X32			59" - 60-1/4"			
	60X36			63" - 64-1/4"			