

## MAAX SUBMITTAL SPECIFICATIONS

# Pose 6030 IF - Corner left

**MODEL NUMBER 106199**

DIMENSIONS: 60" x 30" x 22" Acrylic



Project : .....  
Contractor : .....  
MAAX Representative : ..... Tel : .....  
Date : .....

[www.maax.com](http://www.maax.com)

Vivez l'expérience  
**MAAX**<sup>®</sup>  
Enjoy the experience

### STANDARD FEATURES

- Rectangular shape bathtub with choices of two deck heights (3/8 or 2 in.) Please specify when ordering.
- Integrated flange (IF) for corner installation
- Textured floor
- Ample deck space for faucet installation
- Right or left drain available

### OPTIONS

- One chromatherapy light
- Water heater assembly (factory installed)
- Metal trim kit for whirlpool and combined systems
- Two 6-in. grab bars
- Metal trim kit for Air Push Control
- Cable-operated waste and overflow


### UNIQUE FEATURES

- Tiling Flange

### SYSTEMS

 MAAX Professional Whirlpool

 Aeroeffect **DOOR**

 Combined  
Whirlpool/Aeroeffect

### SELECTION

Combine with MAAX's complete shower door offering visit [www.maax.com](http://www.maax.com)

### CERTIFICATIONS

Maax products adhere to one or more of the following certifications:



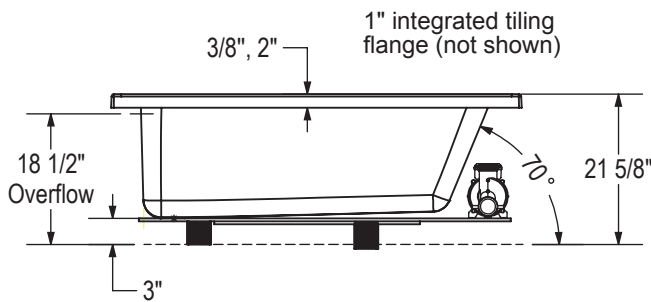
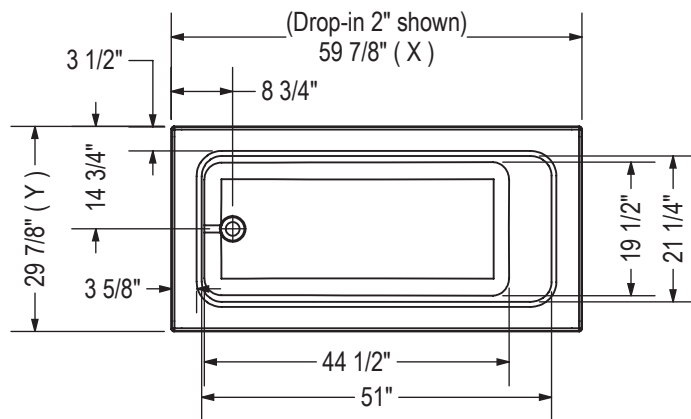
2018-01-08

## MAAX SUBMITTAL SPECIFICATIONS

# Pose 6030 IF - Corner left

MODEL NUMBER 106199

## TECHNICAL DRAWINGS

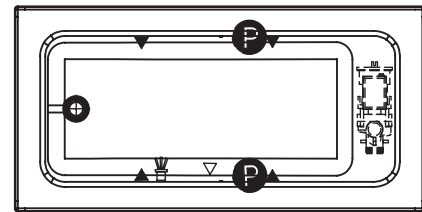


	DROP IN 2"	DROP IN 3/8"	ALCOVE / CORNER
X	59 7/8"	59 3/4"	59 5/8"
Y	29 7/8"	29 3/4"	29 7/8"

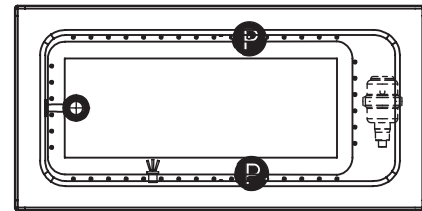
Wood support design may vary.  
 Integrated tiling flange: 1" height X 1/4" thickness (not shown)  
 Tiling flange position is determined by chosen configuration.

All dimensions are approximate.  
 Structure measurement must be verified against the unit to ensure proper fit.

### WHIRLPOOL SYSTEM

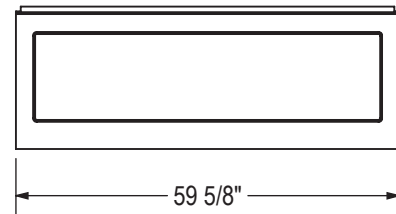


### AIR SYSTEM



- (●) : Indicates optional grab bar positioning
- (▲) : Indicates whirlpool jets positioning
- (●) : Indicates Aerofeel airjets positioning
- (△) : Indicates suction positioning
- (☐) : Indicates chromotherapy light positioning

### APRON (alcove version only)



Technical drawing is universal for all 6030 configurations.  
 External dimension (X,Y) vary depending on configuration (see chart)