

# MAAX SUBMITTAL SPECIFICATIONS

## Pose 6030

**MODEL NUMBER 101456**

DIMENSIONS: 60" x 30" x 22" Acrylic



Project : .....  
Contractor : .....  
MAAX Representative : ..... Tel : .....  
Date : .....

[www.maax.com](http://www.maax.com)

Vivez l'expérience  
**MAAX**<sup>®</sup>  
Enjoy the experience

### STANDARD FEATURES

- Rectangular shape bathtub with choices of two deck heights (3/8 or 2 in.) Please specify when ordering
- Drop-in or undermount<sup>10</sup> installation or with integrated flange (IF) for alcove installation
- Textured floor
- Ample deck space for faucet installation
- Skirt with or without access panel available




### OPTIONS

- One chromatherapy light
- Water heater assembly (factory installed)
- Metal trim kit for whirlpool and combined systems
- Two 6-in. grab bars
- Metal trim kit for Air Push Control
- Cable-operated waste and overflow

### UNIQUE FEATURES

- None

### SYSTEMS

-  MAAX Professional Whirlpool
-  Aeroeffect **DOOR**
-  Combined Whirlpool/Aeroeffect

### SELECTION

Combine with MAAX's complete  
shower door opening visit  
[www.maax.com](http://www.maax.com)  
Maax products adhere to one or more of  
the following certifications:



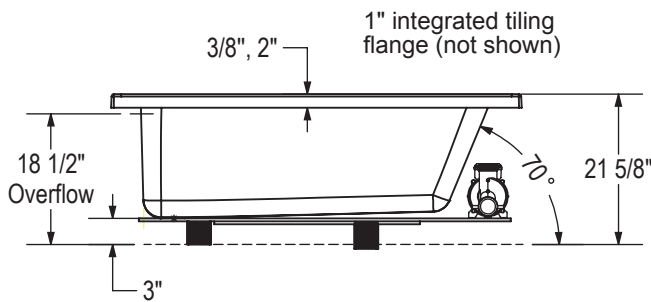
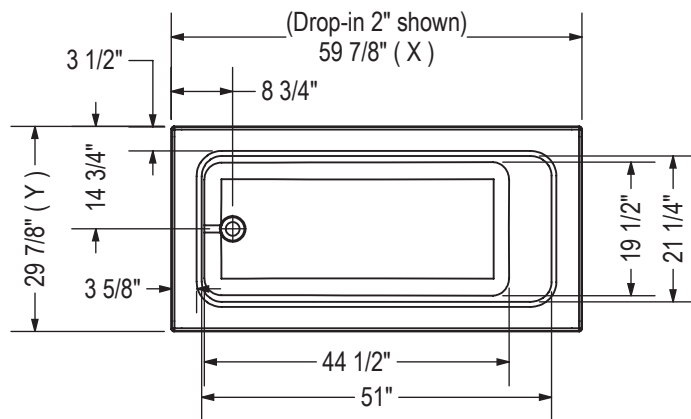
2018-01-08

## MAAX SUBMITTAL SPECIFICATIONS

# Pose 6030

MODEL NUMBER 101456

## TECHNICAL DRAWINGS

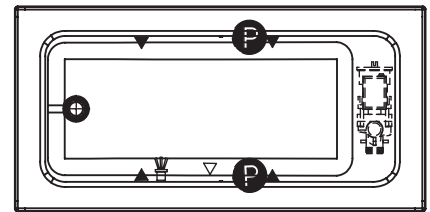


	DROP IN 2"	DROP IN 3/8"	ALCOVE / CORNER
X	59 7/8"	59 3/4"	59 5/8"
Y	29 7/8"	29 3/4"	29 7/8"

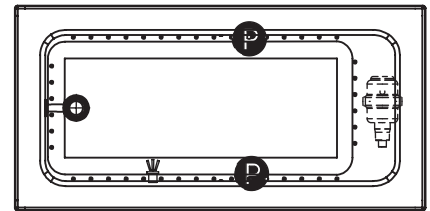
Wood support design may vary.  
 Integrated tiling flange: 1" height X 1/4" thickness (not shown)  
 Tiling flange position is determined by chosen configuration.

All dimensions are approximate.  
 Structure measurement must be verified against the unit to ensure proper fit.

WHIRLPOOL SYSTEM

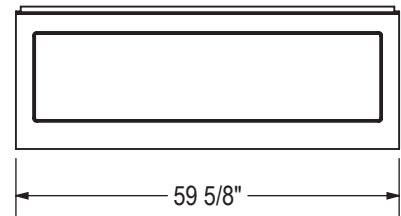


AIR SYSTEM



- (P) : Indicates optional grab bar positioning
- (▲) : Indicates whirlpool jets positioning
- (●) : Indicates Aerofeel airjets positioning
- (△) : Indicates suction positioning
- (☼) : Indicates chromatherapy light positioning

APRON (alcove version only)



Technical drawing is universal for all 6030 configurations.  
 External dimension (X,Y) vary depending on configuration (see chart)