

## OUTLOOK™ BFS-36F SHOWER BASE MODEL



DATE: \_\_\_\_\_

JOB NAME: \_\_\_\_\_

CUSTOMER: \_\_\_\_\_

QUOTE #: \_\_\_\_\_

SHIP TO: \_\_\_\_\_

PO #: \_\_\_\_\_

PHONE #: \_\_\_\_\_

QTY: \_\_\_\_\_

SPECIAL NOTES: \_\_\_\_\_

APPLICABLE CODE: ADA ☐ CSA ☐ ANSI ☐

OTHER REGIONAL CODE: \_\_\_\_\_

\_\_\_\_\_/\_\_\_\_\_/\_\_\_\_\_  
PLUMBING CONTRACTOR APPROVAL DATE

\_\_\_\_\_/\_\_\_\_\_/\_\_\_\_\_  
GENERAL CONTRACTOR APPROVAL DATE

\_\_\_\_\_/\_\_\_\_\_/\_\_\_\_\_  
ENGINEER APPROVAL DATE

\_\_\_\_\_/\_\_\_\_\_/\_\_\_\_\_  
ARCHITECT APPROVAL DATE

**To complete your order, this document must be signed and faxed to the MAAX Order Desk nearest you.  
Please see reverse for fax number.**

INT. DIM.	36 X 36 X 76-3/4 (914 X 914 X 1950)
EXT. DIM.	38-3/4 X 39-1/2 X 78-3/4 (984 X 1003 X 2000)
THRESHOLD HT.	1" (25 mm) skirt, No interior threshold
WEIGHT	162 lbs (73 kg) gross
WARRANTY	Fiberglass - Three years
CODE LISTED	None
STANDARD FEATURES	<ul style="list-style-type: none"> <li>• Reinforced unit</li> <li>• Center drain</li> <li>• Textured bottom</li> </ul>

### ACCESSORIES AND OPTIONS<sup>1</sup>

Please specify colors/finishes when ordering

#### ☐ L-Shaped Fold-Up Seat:

☐ Naugahyde (381) ☐ Phenolic (382) ☐ Left ☐ Right

#### ☐ Rectangular Fold-up Seat:

☐ Naugahyde (381) ☐ Phenolic (382) ☐ Left ☐ Right

#### ☐ Horizontal L-Shaped Grab Bar:

☐ White (001) ☐ Stainless Steel (106)

#### ☐ Straight Grab Bar

☐ 12 in. ☐ 18 in. ☐ 24 in. ☐ 30 in.

☐ White (001) ☐ Stainless Steel (106)

#### ☐ Built-In Soap Dish\*

☐ White (001) ☐ Stainless Steel (106)

#### ☐ Pressure Balance Mixing Valve with

1-function Hand-Held Shower including Slide Bar with 60-in.

Hose and Vacuum Breaker: Chrome (084)\*

☐ 24-in. Slide Bar ☐ 36-in. Slide Bar

#### ☐ 36-in. Curtain Rod with Grommets: Stainless Steel (106)

#### ☐ 36-in. White Vinyl Shower Curtain with

Stainless Steel Hooks (106)

#### ☐ Solid brass drain with stainless steel grid. Quick caulk seal fits a 2 in. schedule 40 steel or plastic pipe.

\* Pressure balance mixing valve and soap dish are not factory installed.

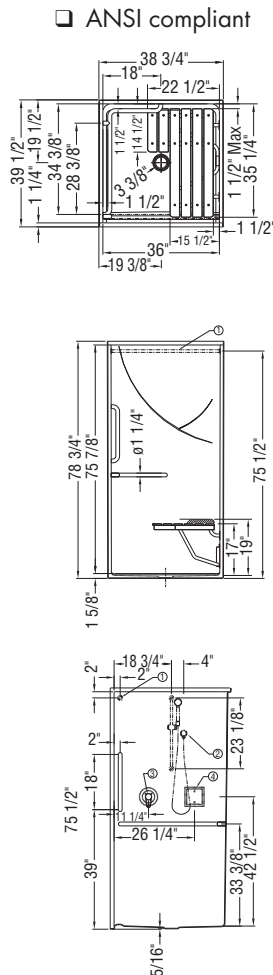
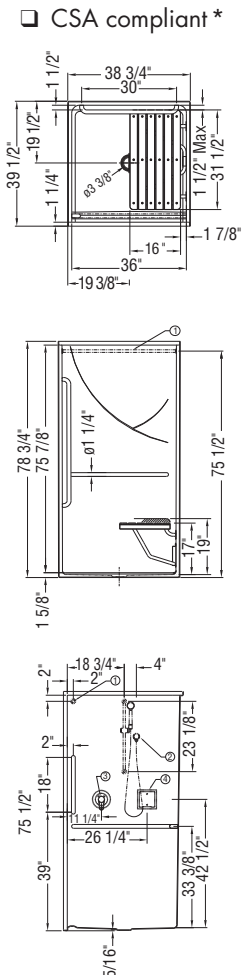
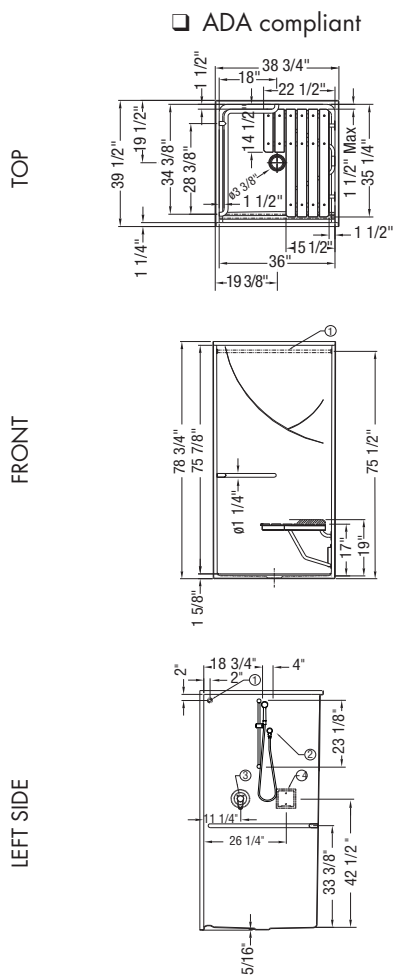
<sup>1</sup>Please indicate custom positionings on reverse side drawings.

Additional charges may apply.



**Select from the possible option positionings:**

For custom see below.



**\* Available in Canada only**

① **Curtain rod**

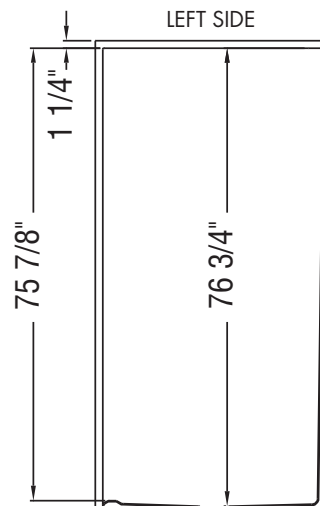
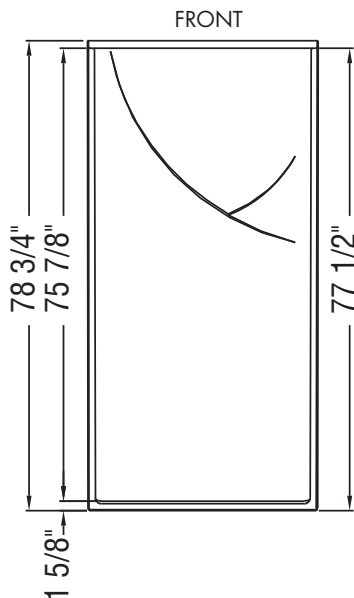
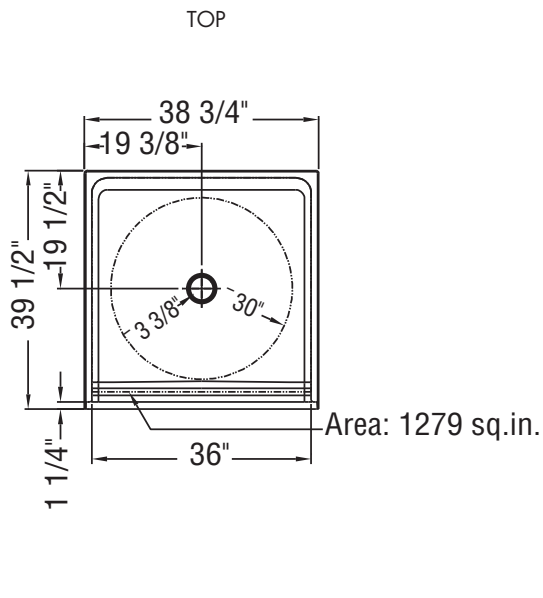
② Hand-held shower (slide bar factory installed)

③ Pressure valve (not factory installed)

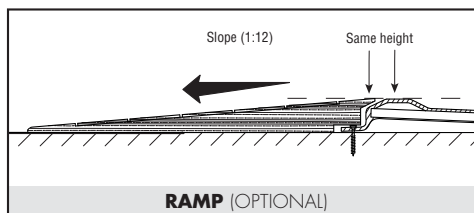
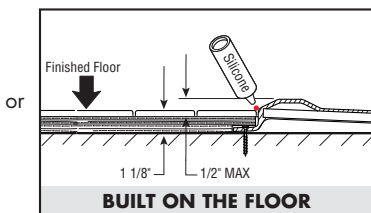
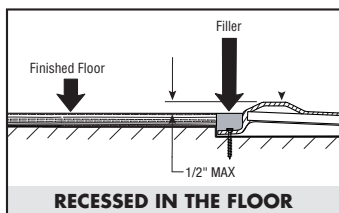
④ Soap dish (not factory installed)

**If you require custom positioning, specify measurements here:**

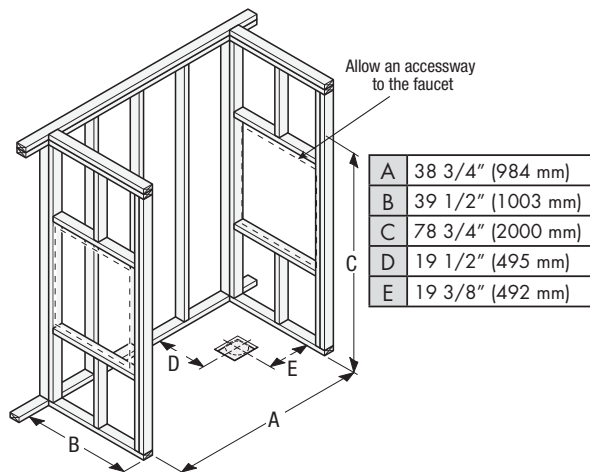
Additional charge applies. MAAX reserves the right to refuse to manufacture a custom unit that is not in compliance with the applicable code specified above. Consult code regulations.



## THRESHOLD INSTALLATIONS



## FRAMING



## ADA / ANSI / CSA CLEARANCE



## INSTALLATION WARNING

Due to possible water leaks between the lip of the shower and the curtain, MAAX recommends the installation of a floor drain outside the unit, in rooms where the units will be installed. All our showers have an inside curb of 1/2" (13mm) height applicable to a transfer type use, precisely for the ADA standards.

**Important:** The finished height of the threshold must comply with the following canadian and american standards;

- Canada: height from 6 mm to 13 mm according to CAN/CSA B651 (Accessible and Usable Buildings and facilities).
- U.S.: 1/2" maximum height according to ADA/ANSI A117.1 (Accessible and Usable Buildings and facilities).

This standard does not apply to tub-showers.

Please fax to:

**MAAX Beauce, Quebec:** 1-800-201-8308

**MAAX Lachine, Quebec:** 1-888-361-2045

**MAAX Armstrong, British Columbia:** 1-888-514-4442