


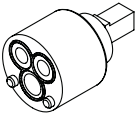
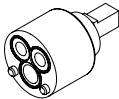


ACCESSORIES

2.2 gpm (8.3 L/min) max.

SOAP/LOTION DISPENSERS	MODEL NUMBER	LIST PRICE	FINISH/COLOR	DESCRIPTION	CASE QTY.	WT.EA. LBS.
	SOAP/LOTION DISPENSER					
	3910CSL●	82.40	Classic Stainless	Liquid soap & lotion dispenser	6	1.6
				• top lifts off for easy refill		
				• 16 ounce refillable bottle		
				• 1-1/8" diameter shank		
<hr/>						
	ABERDEEN SOAP/LOTION DISPENSER					
	3914CSL●	118.85	Classic Stainless	Liquid soap & lotion dispenser	6	1.5
				• top lifts off for easy refill		
				• 16 ounce refillable bottle		
				• 1-1/8" diameter shank		
<hr/>						
AIR GAPS	MODEL NUMBER	LIST PRICE	FINISH/COLOR	DESCRIPTION	CASE QTY.	WT.EA. LBS.
	AIR GAPS					
	105895CSL●	38.50	Classic Stainless	Air gap, body and decorative cap, with matching escutcheon	6	0.6
<hr/>						
CARTRIDGES	MODEL NUMBER	LIST PRICE	FINISH/COLOR	DESCRIPTION	CASE QTY.	WT.EA. LBS.
	CARTRIDGES					
	121620	18.00	—	One handle replacement cartridge, ceramic disc	24	0.2
				• for 6100 series		
	4000	11.65	—	One handle replacement cartridge, ceramic disc	48	0.2
				• for 7100, 7106, 7175 series		

● Indicates new finish.