



Buy it for looks. Buy it for life.®

*There is more than 1 version of this model.
Page down to identify the version you have.*

FAUCET DESCRIPTION

- Metal construction with various finishes identified by suffix
- 1/2" IPS connections will accept standard ball nose connection for 3/8" tubing
- Includes Protégé side spray with Hydrolock® quick connect system

OPERATION

- Acrylic knob style handles with hot and cold color indicators
- Rotate either handle counterclockwise to open and clockwise to close

FLOW

- Aerator is limited to 2.2 gpm max (8.3 L/min)

CARTRIDGE

- 1224 cartridge design
- Nonmetallic and stainless steel material

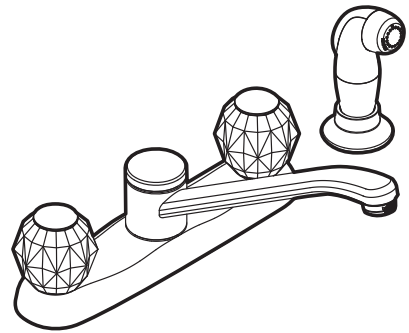
STANDARDS

- Third party certified to meet CSA B125, ASME A112.18.1M and all applicable requirements referenced therein, including NSF 61/9
- Contains no more than 0.25% weighted average lead content
- Complies with California Proposition 65 and with the Federal Safe Drinking Water Act

WARRANTY

- Lifetime limited warranty against leaks, drips and finish defects to the original consumer purchaser
- 5 year warranty if used in commercial installations

Specifications

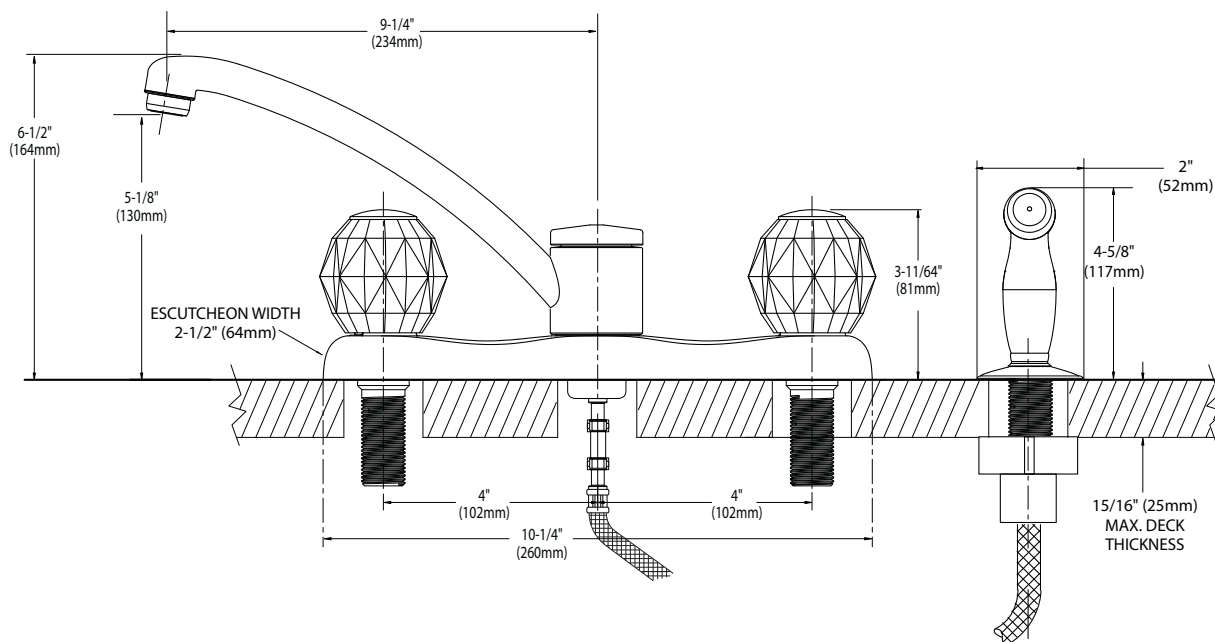


CHATEAU®
Two-Handle Kitchen Faucet

Model: 7910 series
7900 series (less spray)

Bulk Model: 67910 series
67900 series (less spray)

NOTE: DESIGNED TO BE INSTALLED THROUGH
4 HOLES - 1" MIN. DIA. AND ON 4" CENTERS



CRITICAL DIMENSIONS

(DO NOT SCALE)



Buy it for looks. Buy it for life.®

Specifications

FAUCET DESCRIPTION

- Metal construction with chrome plated finish
- 1/2" IPS connections will accept standard ball nose connection for 3/8" tubing
- Includes hose and spray

OPERATION

- Acrylic knob style handles with hot and cold color indicators
- Rotate either handle counterclockwise to open and clockwise to close

FLOW

- Aerator is limited to 2.2 gpm max (8.3 L/min)

CARTRIDGE

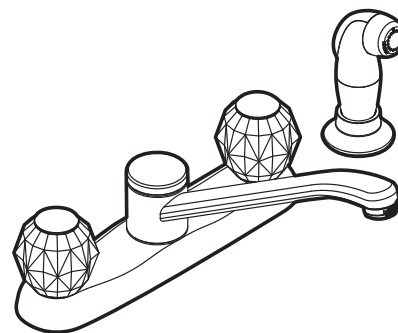
- 1224 cartridge design
- Nonmetallic and stainless steel material

STANDARDS

- Third party certified to meet CSA B-125, ASME A112.18.1M and all applicable requirements referenced therein.
- Certified to ANSI/NSF 61/9
- Complies with California Proposition 65 and with the Federal Safe Water Drinking Act

WARRANTY

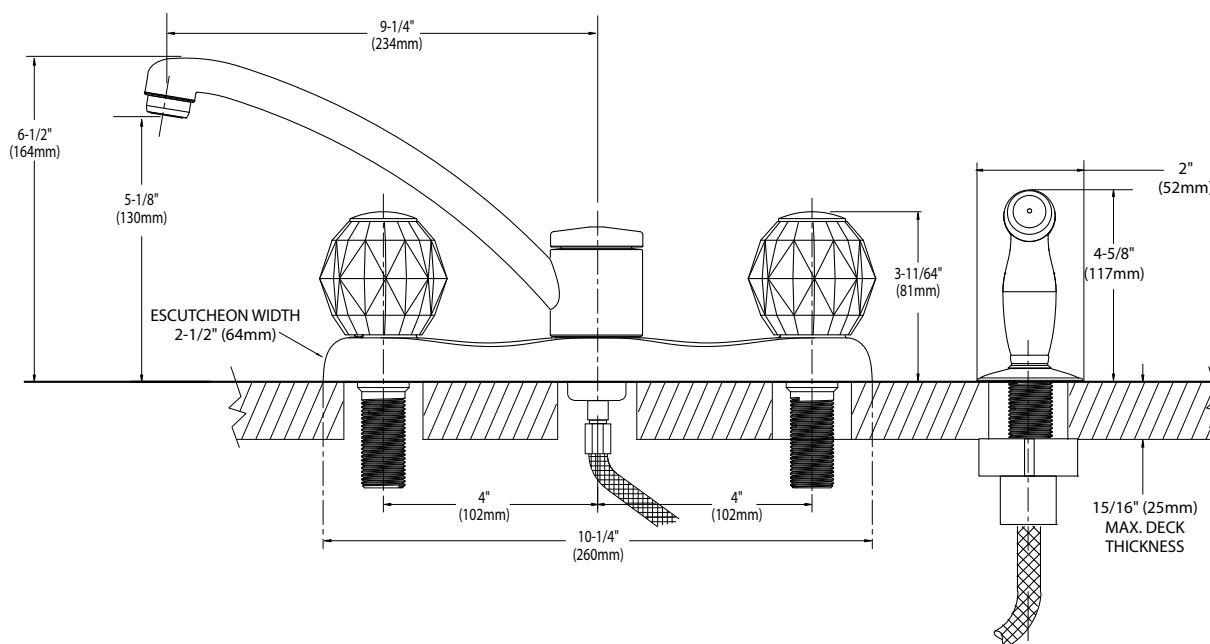
- Lifetime limited warranty against leaks, drips and finish defects to the original consumer purchaser
- 5 year warranty if used in commercial installations



CHATEAU®
Two-Handle Kitchen Faucet
with Side Spray

Model: 7910
Bulk Model: 67910
(Bulk packed 12 per carton)

NOTE: Designed to be installed through 4 holes - 1" min. dia. and on 4" centers



CRITICAL DIMENSIONS

(DO NOT SCALE)



Buy it for looks. Buy it for life.®

Specifications

FAUCET DESCRIPTION

- Chrome plated metal construction
- 1/2" IPS connections will accept standard ball nose connection for 3/8" tubing
- Includes hose and spray

OPERATION

- Acrylic knob style handles
- Operate the faucet by rotating either handle in a counterclockwise manner to open, and clockwise to close.

FLOW

- Aerator is limited to 2.2 gpm max (8.3 L/min)

CARTRIDGE

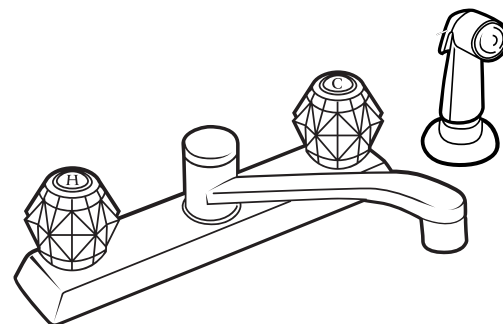
- 1224 cartridge design
- Nonmetallic and stainless steel material

STANDARDS

- Third party certified by CSA to meet CSA B-125, ASME A112.18.1M and all applicable requirements referenced therein.
- Certified to ANSI/NSF 61/9
- Complies with California Proposition 65 and with the Federal Safe Water Drinking Act

WARRANTY

- Lifetime limited warranty against leaks, drips and finish defects to the original consumer purchaser
- 5 year warranty if used in commercial installations

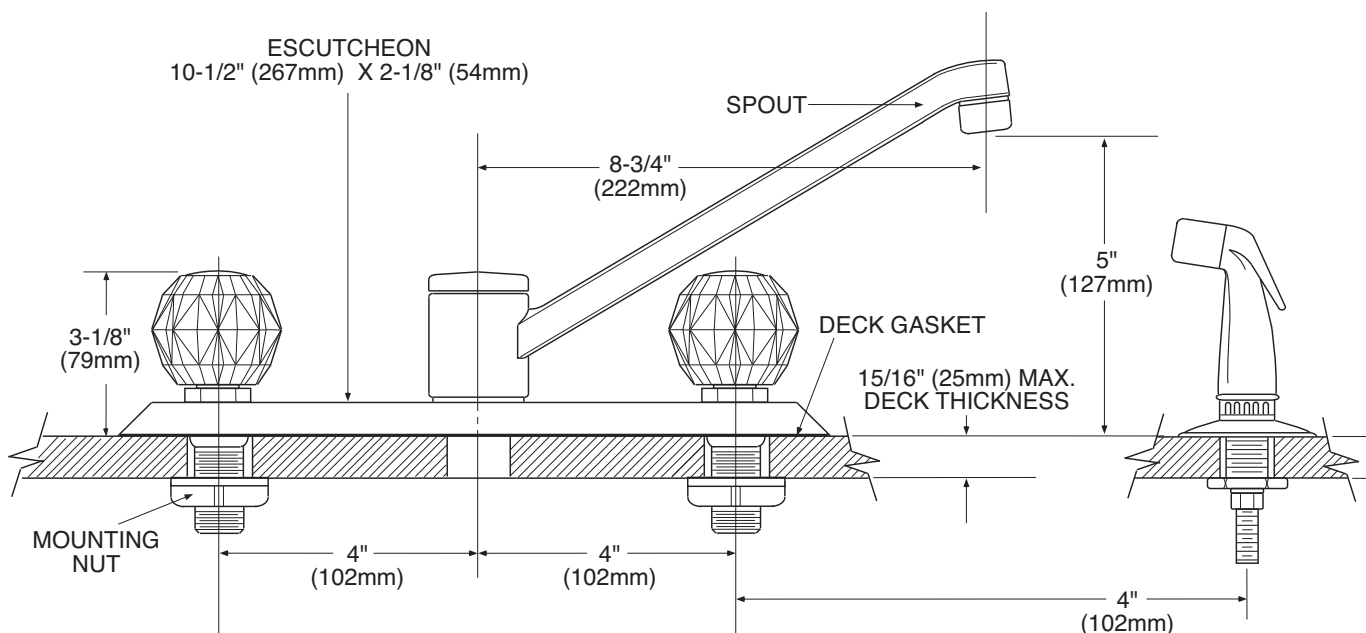


CHATEAU®
Two-Handle Knob Style Kitchen Faucet

Model: 7910

Bulk Model: 67910
(Bulk packed 12 per carton)

NOTE: This faucet is designed to be installed through 4 holes 1" Min. Dia.



CRITICAL DIMENSIONS

(DO NOT SCALE)