

SINK DESCRIPTION

- Manufactured of 18 gauge, nickel-bearing stainless steel
- Single bowl is 21" x 16" x 10" deep
- The sink ledge has three fixture mounting holes, 1-1/2" in diameter and 4" on center
- Has one 3-1/2" diameter recessed drain openings
- Soundshield undercoating maximizes sound deadening and inhibits condensation
- The exposed surfaces are polished to a lustrous satin tone finish
- Includes all necessary mounting hardware

CUT OUT DIMENSIONS

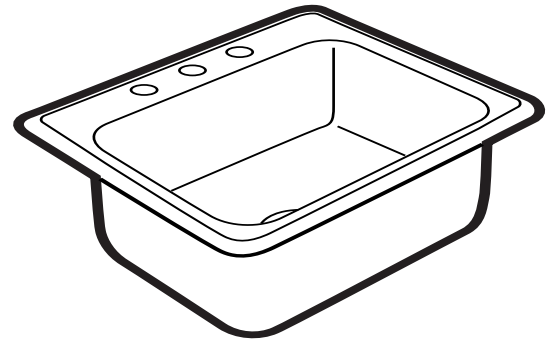
- Cut out dimensions are 24 3/8" x 21 3/8", with a 1-1/4" corner radius. A tolerance of plus or minus 1/16" is acceptable

STANDARDS

- Third party certified by IAPMO to meet ASME A112.19.3M and all applicable specifications referenced therein.

WARRANTY

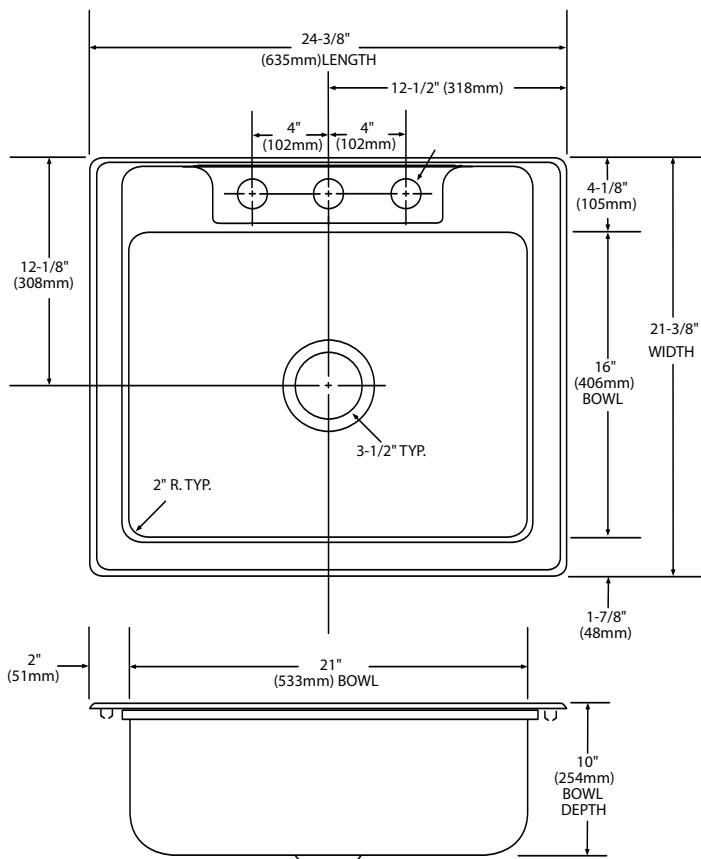
- Warranted for 5 years against material or manufacturing defects



Single Bowl Kitchen Sink

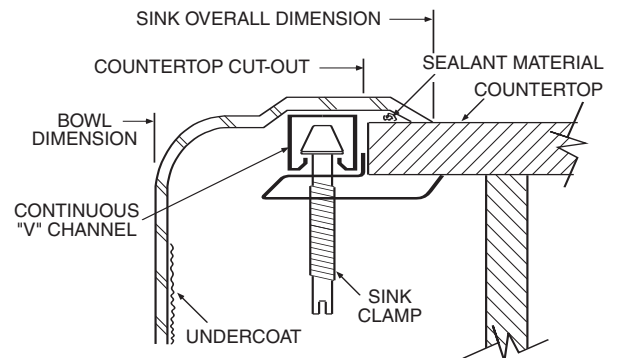
Model: 22125

(HD-2522-3)



CRITICAL DIMENSIONS

(DO NOT SCALE)



Installation Detail