

SINK DESCRIPTION

- Manufactured of 20 gauge, type 301 nickel-bearing stainless steel
- Single bowl is 14" x 16" x 7"
- The sink ledge has three fixture mounting holes, 1-1/2" in diameter located 4" on center
- Has one 3-1/2" diameter recessed drain opening
- Soundshield undercoating maximizes sound deadening and inhibits condensation
- The exposed surfaces are polished to a lustrous satin tone finish
- Includes all necessary mounting hardware

CUT OUT DIMENSIONS

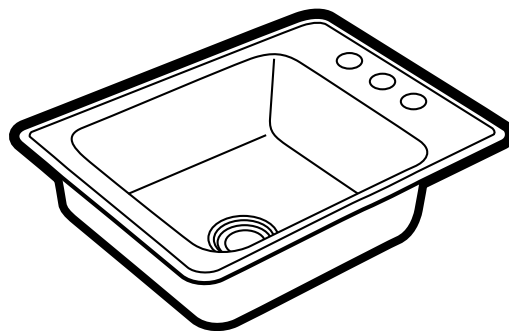
- Cut out dimensions are 16-1/2" x 21-1/2", with a 3/4" corner radius. A tolerance of plus or minus 1/16" is acceptable

STANDARDS

- Third party certified by IAPMO to meet ASME A112.19.3 and all applicable specifications referenced therein

WARRANTY

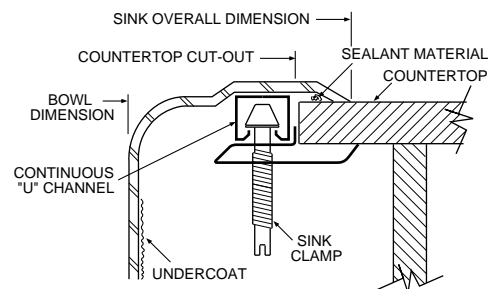
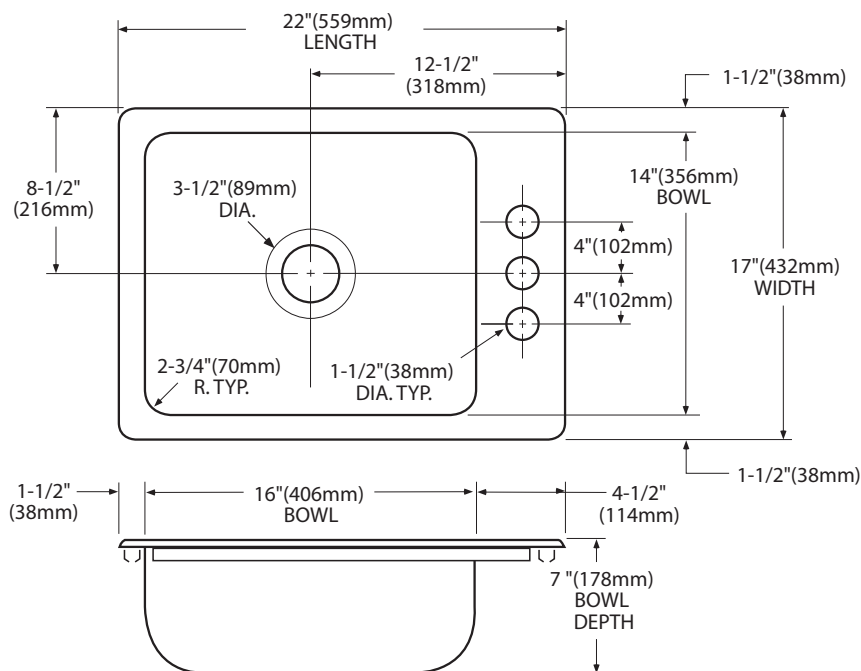
- Warranted for 5 years against material or manufacturing defects



Single Bowl Kitchen Sink

Model: 22127

(C-1722-3-7)



Installation Detail

CRITICAL DIMENSIONS

(DO NOT SCALE)