

## SINK DESCRIPTION

- Manufactured of 20 gauge, type 301 nickel-bearing stainless steel
- Single bowl is 14" x 16" x 7"
- The sink ledge has two fixture mounting holes, 1-1/2" in diameter located on each end of the sink
- Has one 3-1/2" diameter recessed drain opening
- Is fully undercoated with a sound and temperature insulating material
- The exposed surfaces are polished to a lustrous satin tone finish
- Includes all necessary mounting hardware

## CUT OUT DIMENSIONS

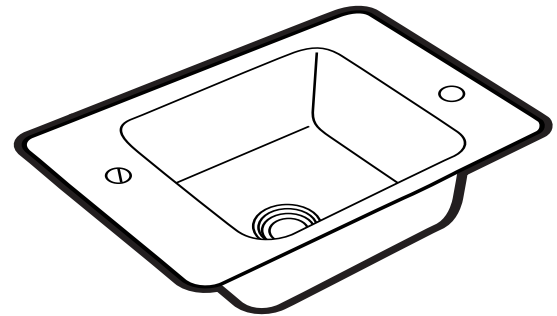
- Cut out dimensions are 23-3/8" x 16-3/8", with a 3/4" corner radius. A tolerance of plus or minus 1/16" is acceptable

## STANDARDS

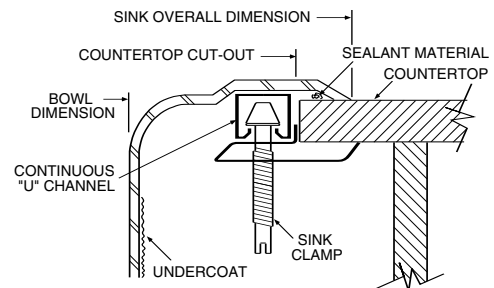
- Third party certified by IAPMO to meet ASME A112.19.3M and all applicable specifications referenced therein

## WARRANTY

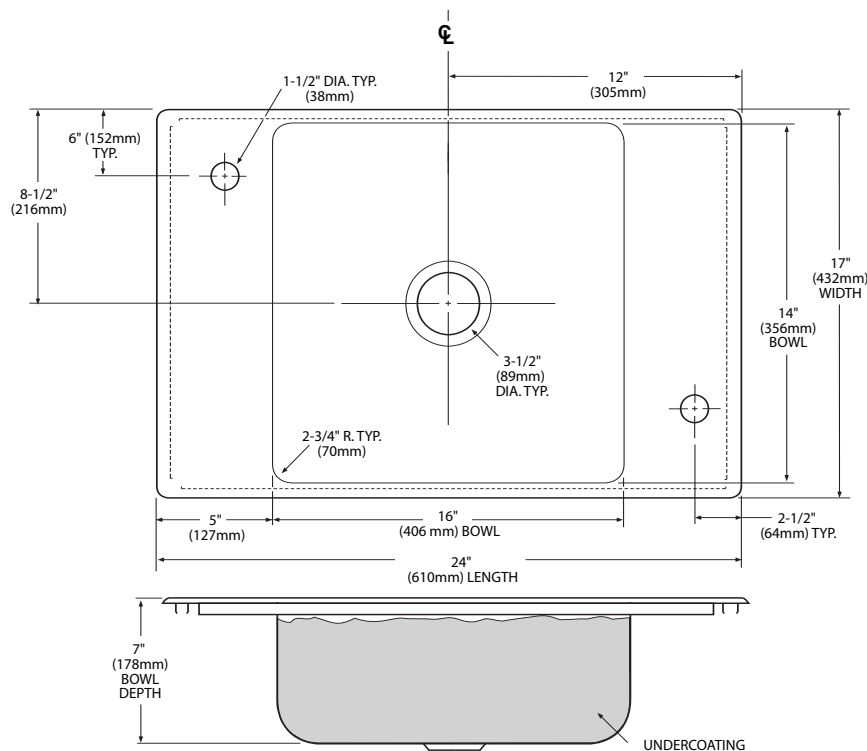
- Warranted for 5 years against material or manufacturing defects



**Single Bowl Classroom Sink**  
**Model: 22128**  
**(C2417)**



**Installation Detail**



## CRITICAL DIMENSIONS

(DO NOT SCALE)