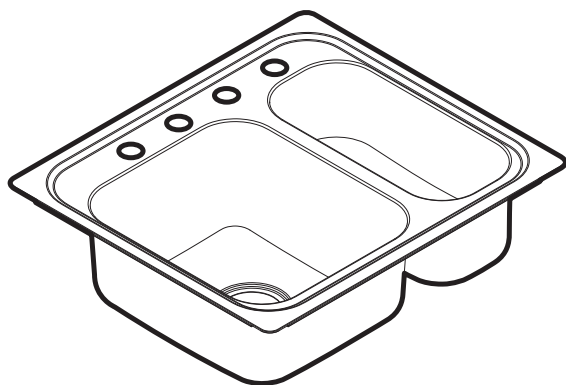


Specifications



Model Number	Faucet Holes	Depth-Inches	Drain Placement	Model Specified
G202714	4	7	Center	

SINK DESCRIPTION

- 2000 Series double bowl drop-in sink
- 20 gauge stainless steel, Brushed finish
- Center drain, 1 to 4 faucet holes as indicated
- U-channel mounting system, hardware included
- SoundSHIELD sound absorbing system

CUT OUT DIMENSIONS

- 25" x 21-3/4" with 3/8" corner radius. Tolerance of plus or minus 1/16" is acceptable

STANDARDS

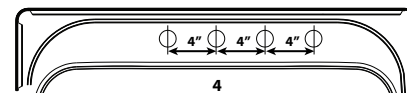
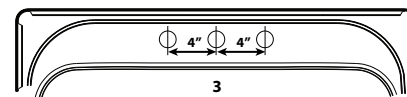
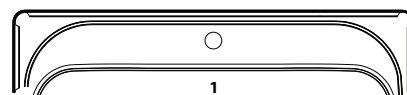
- Third party certified by IAPMO to meet ASME A112.19.3/CSA B45.4 and all applicable specifications referenced

WARRANTY

- Limited lifetime warranty against material or manufacturing defects to the original consumer purchaser

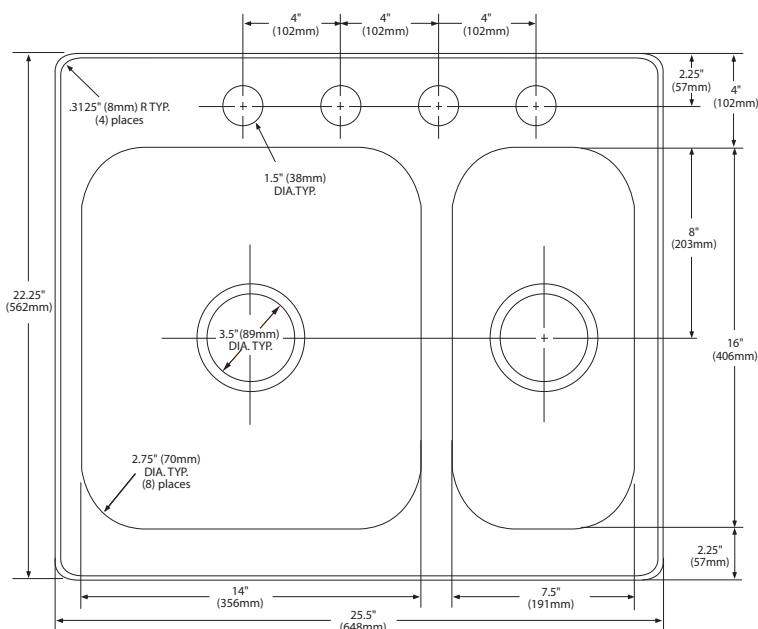
Faucet Hole Configurations

1-1/2" (38mm) diameter faucet holes
4" (102mm) Center



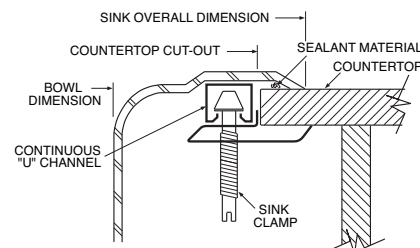
CRITICAL DIMENSIONS

(DO NOT SCALE)



MADE IN THE **USA**

Installation Detail



FOR MORE INFORMATION CALL: 1-800-BUY-MOEN

www.moen.com