



Buy it for looks. Buy it for life.®

*There is more than 1 version of this model.
Page down to identify the version you have.*



SINK DESCRIPTION

- 2000 series single bowl drop-in sink
- 20 gauge stainless steel, Brushed finish
- Center drain, 1 to 4 faucet holes as indicated
- U-Channel mounting system, hardware included
- SoundSHIELD sound absorbing system
- Sealite integrated drain assembly included
- Faucet sku #4904 included where indicated

CUT OUT DIMENSIONS (For sinks manufactured after 9/1/2016)

- 16-5/8" x 17-1/3" with 3/4" corner radius. Tolerance of plus or minus 1/16" is acceptable

STANDARDS

- Third party certified by IAPMO to meet ASME A112.19.3/CSA B45.4 and all applicable specifications referenced

WARRANTY

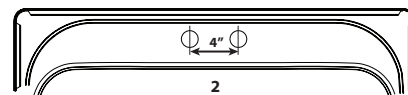
- Limited lifetime warranty against material or manufacturing defects to the original consumer purchaser

Specifications

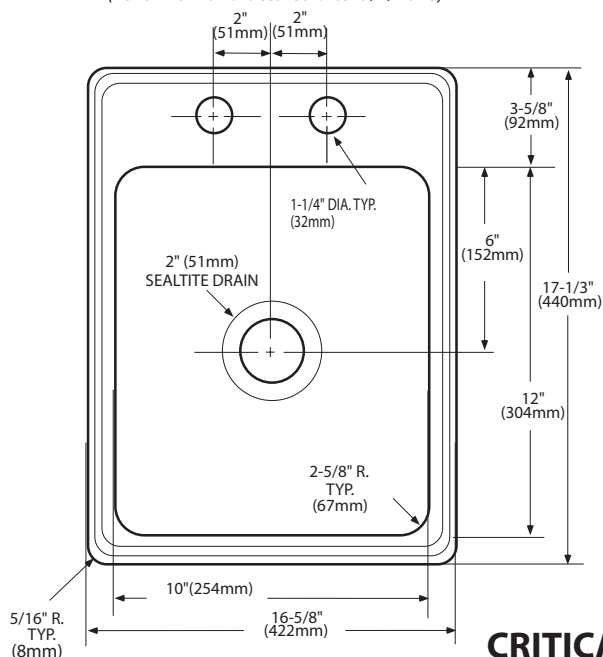
Model Number	Faucet Holes	Depth-Inches	Drain Placement	Includes	Model Specified
KG2045522	2	5.5	Center-2"	Drain & Drain Basket	
TG2045522	2	5.5	Center-2"	Faucet, Drain & Drain Basket	

Faucet Hole Configurations

1-1/2" (38mm) diameter faucet holes
4" (102mm) Center



(For sinks manufactured after 9/1/2016)

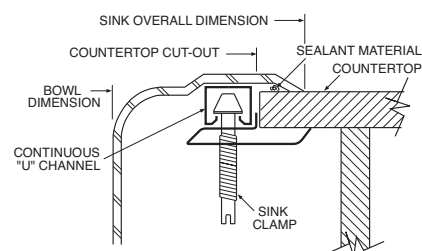


CRITICAL DIMENSIONS

(DO NOT SCALE)

MADE IN THE USA

Installation Detail



Specifications



Model Number	Faucet Holes	Depth-Inches	Drain Placement	Includes	Model Specified
KG2045522	2	5.5	Center-2"	Drain & Drain Basket	
TG2045522	2	5.5	Center-2"	Faucet, Drain & Drain Basket	

SINK DESCRIPTION

- 2000 series single bowl drop-in sink
- 20 gauge stainless steel, Brushed finish
- Center drain, 1 to 4 faucet holes as indicated
- U-Channel mounting system, hardware included
- SoundSHIELD sound absorbing system
- Sealite integrated drain assembly included
- Faucet sku #4904 included where indicated

CUT OUT DIMENSIONS (For sinks manufactured before 9/1/2016)

- 13" x 17-1/8" with 3/4" corner radius. Tolerance of plus or minus 1/16" is acceptable

STANDARDS

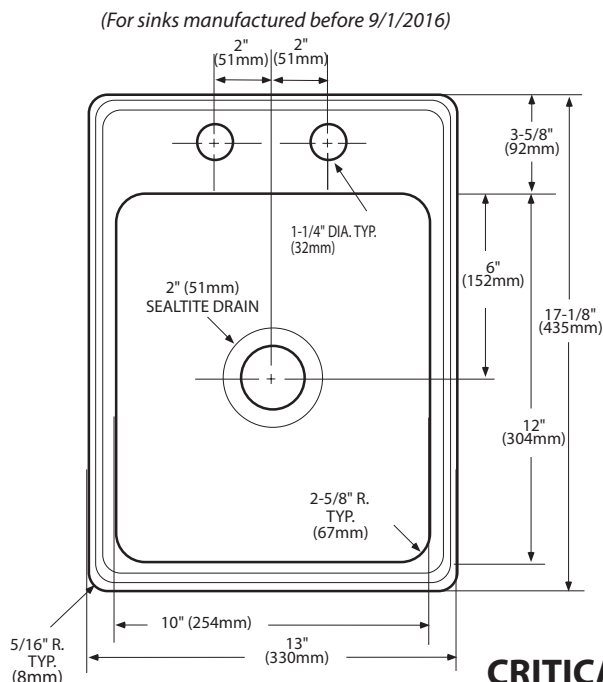
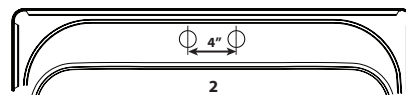
- Third party certified by IAPMO to meet ASME A112.19.3/CSA B45.4 and all applicable specifications referenced

WARRANTY

- Limited lifetime warranty against material or manufacturing defects to the original consumer purchaser

Faucet Hole Configurations

1-1/2" (38mm) diameter faucet holes
4" (102mm) Center



CRITICAL DIMENSIONS

(DO NOT SCALE)

MADE IN THE USA

Installation Detail

