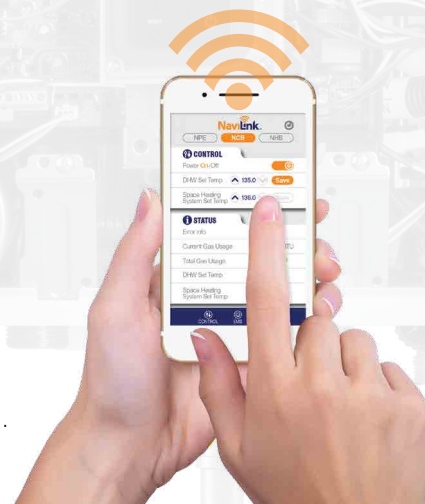


# NCB-E Combi-boilers



The first high efficiency  
condensing combi-boilers  
that can do it all...  
for larger homes

New Navilink Wi-Fi remote control system...  
Available as an add-on accessory.



# Navien NCB-E combi-boiler



The only compact combi-boiler  
strong enough to support heating and  
DHW for the whole house

Navien NCB-E is the first high efficiency condensing combi-boiler with the capacity to supply both heat and domestic hot water for larger homes — enough hydronic heat for a whole house, plus hot water to run two showers and a dishwasher all at the same time.



AFUE **95.0%**

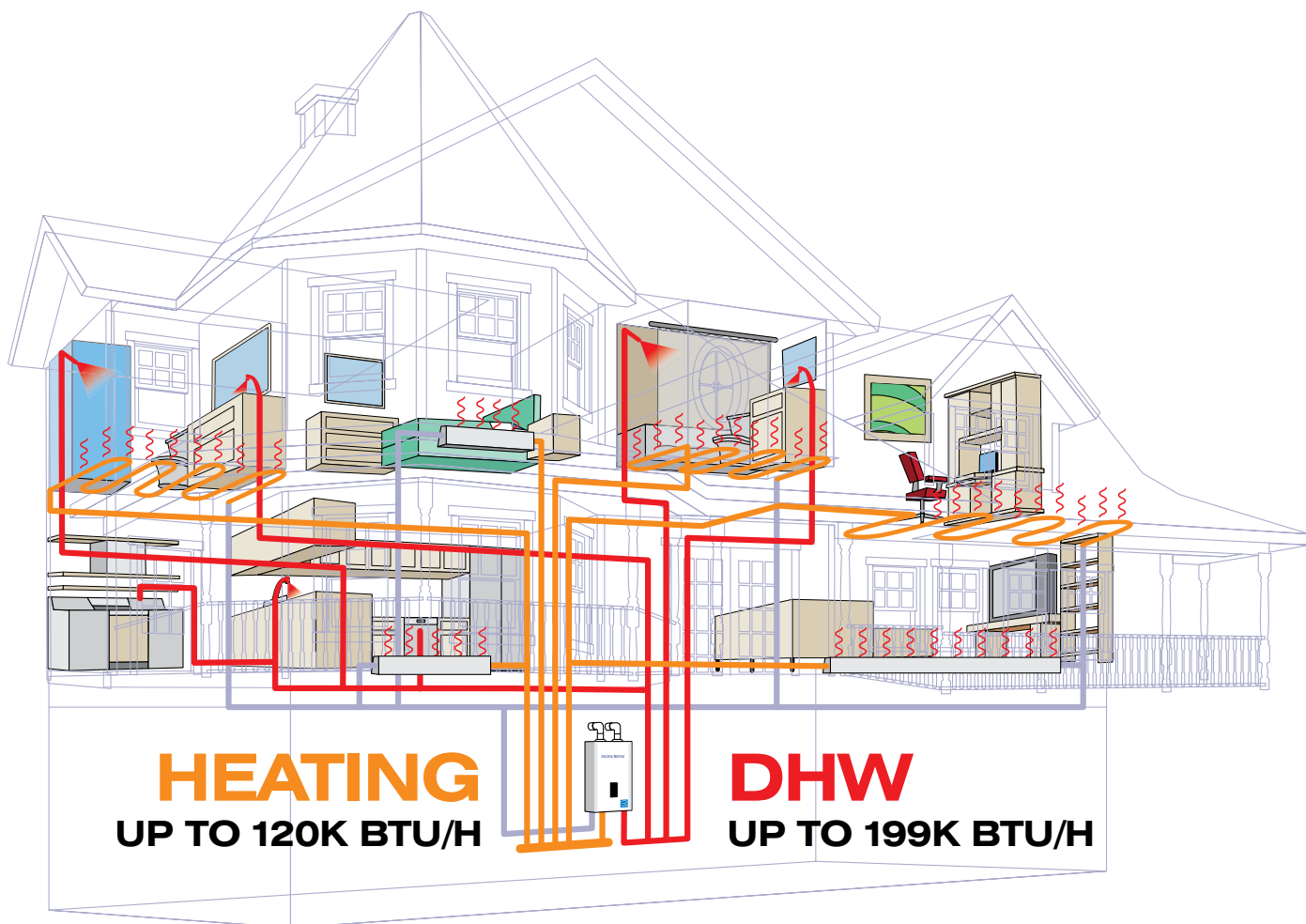
**2"– 3" VENTING  
LONG DISTANCES**

**NG<sup>OR</sup> LP FIELD GAS  
CONVERTIBLE**

**DUAL STAINLESS  
STEEL  
HEAT EXCHANGERS**

The Navien NCB-E also saves installation time and reduces call backs. In addition, the NCB-E takes up 80% less space than a traditional floor standing boiler and storage tank. Your customer now has more room, saves energy and enjoys all the hot water they need, whenever they want it.






Available in four sizes

Model	Heating BTU/H	DHW BTU/H
NCB-150E	12,000–60,000	12,000–120,000
NCB-180 / NCB-180E	14,000–80,000	14,000–150,000
NCB-210 / NCB-210E	18,000–100,000	18,000–180,000
NCB-240 / NCB-240E	18,000–120,000	18,000–199,900

## Primary manifold kit

For fast installation and maximum efficiency, install our system matched manifold kit.



## Applications

Air Handler	Hydronic Heating		
	Hydronic fan coils	Baseboard radiators	Radiant floors
For NCB/NCB-E technical drawings of specific installations and requirements, please visit Navien.com.			

## Warranty

Residential Single Family Use Only	
Labor	1 year
Parts*	5 year
Heat exchanger	10 year

\*Includes DHW flat plate HX.

**KD navien®**

THE LEADER IN CONDENSING TECHNOLOGY



# Compare these advantages to any condensing combi system



## Dual inputs of up to 120k BTU/H for heating and 199k BTU/H for DHW

Supplies all the heat and domestic hot water that most houses require.



## PVC venting

Low exhaust gas temperatures allows use of PVC, CPVC, ULC S636 and polypropylene vent systems, reducing installation time and costs. System can use 2" venting for up to 60', or up to 150' with 3" venting.




## 4.5 GPM@77° temperature rise for domestic hot water

Separate stainless steel flat plate heat exchanger for DHW creates the highest flow rate for any combi-boiler in the industry.



## Low gas pressure operation

Our negative pressure gas valve ensures maximum performance all the way down to a minimum gas pressure of 3.5" of water column.



## Turn down ratio of 6:1 for heating and 11:1 for DHW

The sophisticated gas flow control system provides a high turn down ratio, reducing energy waste and excessive boiler cycling and enhances temperature control for DHW.



## Uses existing 1/2" gas piping

Save time and effort in retrofit applications with 1/2" gas lines for up to 24'.



## Dual stainless steel heat exchangers

Resist corrosion better than copper to provide longer life.




## Space saving design

Occupies 80% less space than a traditional floor standing boiler and storage tank.



## Field gas convertibility

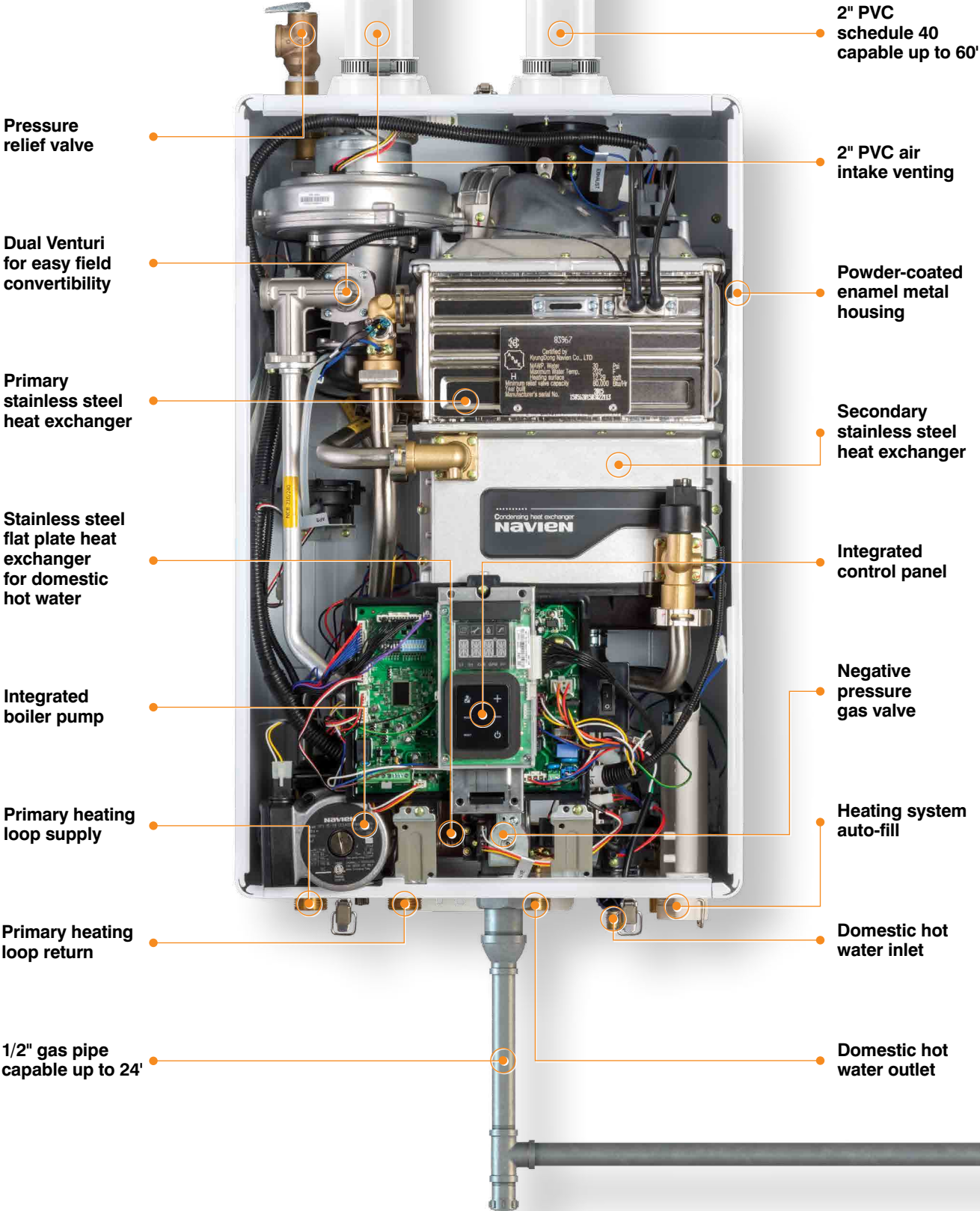
Dual venturi system allows for easy field convertibility from NG to LP operation. Orifice for LP conversion included.



## Linkability

For extraordinarily large domestic hot water flow demand, the NCB-E can be cascaded with our NPE units.

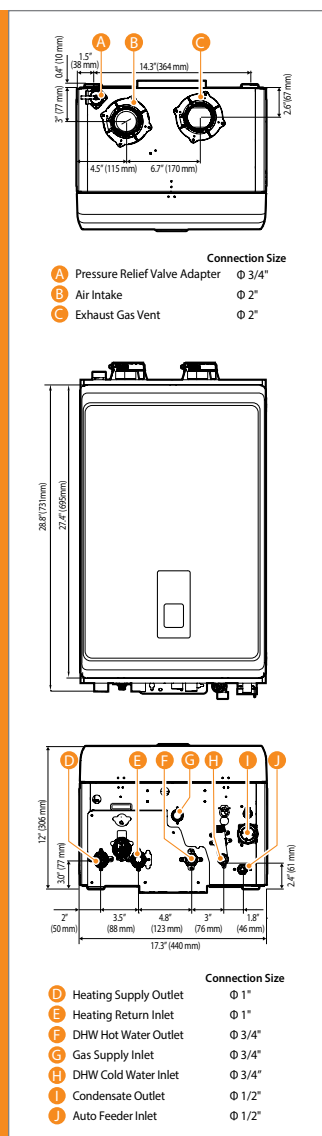
# NCB-E: the inside story



**KD navien®**

**T H E   L E A D E R   I N   C O N D E N S I N G   T E C H N O L O G Y**

## Dimensions



## Ratings & specifications

Navien Combination Boiler Space Heating Ratings						Other Specifications	
Model Number <sup>1</sup>	Heating Input, MBH		Heating Capacity <sup>2</sup> , MBH	Net AHRI Rating, Water <sup>3</sup> , MBH	AFUE <sup>2</sup> , %	Water Pressure	Water Connection Size (Supply, Return)
	Min	Max					
NCB-150E	12	60	56	49	95.0	12-30 psi	1" NPT
NCB-180 / NCB-180E	14	80	75	65	95.0		
NCB-210 / NCB-210E	18	100	94	82	95.0		
NCB-240 / NCB-240E	18	120	112	97	95.0		

<sup>1</sup> Ratings are the same for Natural Gas models converted to Propane use.

<sup>2</sup> Based on U.S. Department of Energy (DOE) test procedures.

<sup>3</sup> The NET AHRI Water Ratings shown are based on a piping and pickup allowance of 1.15.

Consult Navien before selecting a boiler for installations having unusual piping and pickup requirements, such as intermittent system operation, extensive piping systems, etc.

Specifications					
Item		NCB-150E	NCB-180 / NCB-180E	NCB-210 / NCB-210E	NCB-240 / NCB-240E
Gas input	Space heating	12,000–60,000 BTU/H	14,000–80,000 BTU/H	18,000–100,000 BTU/H	18,000–120,000 BTU/H
	Domestic hot water	12,000–120,000 BTU/H	14,000–150,000 BTU/H	18,000–180,000 BTU/H	18,000–199,900 BTU/H
Flow rate (DHW)	77°F (43°C) Temp Rise	2.6 GPM (9.8 L/m)	3.4 GPM (12.9 L/m)	4.0 GPM (15.1 L/m)	4.5 GPM (17.0 L/m)
Dimensions		17"(W) x 28"(H) x 12"(D)	17"(W) x 28"(H) x 12"(D)	17"(W) x 28"(H) x 12"(D)	17"(W) x 28"(H) x 12"(D)
Weight		66 lbs (30kg)	74 lbs (34kg)	84 lbs (38kg)	84 lbs (38kg)
Installation type		Indoor wall-hung			
Venting type		Forced draft direct vent			
Ignition		Electronic ignition			
Water pressure (Hydronic/DHW)		12–30 PSI / 15–150 PSI			
Natural gas supply pressure (from source)		3.5"–10.5" WC			
Propane gas supply pressure (from source)		8.0"–13.5" WC			
Natural gas manifold pressure (min/max)		-0.08" WC / -0.34" WC	-0.07" WC / -0.66" WC	-0.05" WC / -0.36" WC	-0.06" WC / -1.20" WC
Propane gas manifold pressure (min/max)		-0.08" WC / -0.30" WC	-0.07" WC / -0.62" WC	-0.10" WC / -0.66" WC	-0.03" WC / -0.98" WC
Minimum flow rate (DHW)		0.5 GPM (1.9 L/m)			
Connection sizes	Heating supply/return	1" NPT			
	DHW inlet/outlet	3/4" NPT			
	Gas inlet	3/4" NPT			
	Auto feeder	1/2" NPT			
	Condensate outlet	1/2" NPT			
Power supply	Main supply	120V AC, 60Hz			
	Maximum power consumption	200W (up to 2 amperes)			
Materials	Casing	Cold rolled carbon steel			
	Heat exchangers	Primary/secondary heat exchanger: stainless steel DHW heat exchanger: stainless steel			
Venting	Exhaust	2" or 3" PVC, CPVC, approved polypropylene 2" or 3" special gas vent type BH (Class II, A/B/C)			
	Intake	2" or 3" PVC, CPVC, polypropylene 2" or 3" special gas vent type BH (Class II, A/B/C)			
	Vent clearances	0" to combustibles			
Safety devices	Flame rod, APS, gas valve operation detector, ignition operation detector, water temperature high limit switch, exhaust temperature high limit sensor				

Navien reserves the right to change specifications at any time without prior notice.  
 Please refer to [www.navien.com](http://www.navien.com) to verify you have the most current information.

## Accessories

<b>NaviLink™ Wi-Fi Control</b> PBCM-AS-001	<b>NCB Series Primary Manifold Kit</b> (GFFM-MCOZUS-001)	<b>Secondary Manifold Kit</b> (GFFM-SKTZUS-001)	<b>Plumb Easy Valve Set</b> 1" Standard (30010950A) 3/4" Standard with Relief Valve (30009323A)	<b>Residential Neutralizer (1 unit)</b> (GXXX001322) <b>Residential Replacement Media</b> (GXXX001323)	<b>Light Commercial Neutralizer (up to 6 units)</b> (GXXX001324) <b>Light Commercial Replacement Media</b> (GXXX001328)	<b>PeakFlow Anti-Scale System</b> (GXXX001326) <b>PeakFlow Replacement Media</b> (GXXX001327)	<b>Cascade Cable</b> (GXXX000546)	<b>Zone Pump Controller</b> 2 Zones: (PFMZ-02P-001) 3 Zones: (PFMZ-03P-001) 4 Zones: (PFMZ-04P-001) 6 Zones: (PFMZ-06P-001)	<b>Outdoor Sensor and wire</b> (30012950A)



NCB-BR002-1607  
 ©2016 Navien Inc.

Navien Inc.  
 20 Goodyear, Irvine, CA 92618  
 800-519-8794, [Navien.com](http://Navien.com)



THE LEADER IN CONDENSING TECHNOLOGY