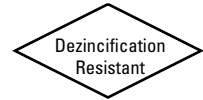


Class 150 Bronze Gate Valves

Union Bonnet • Rising Stem • Solid Wedge

150 PSI/10.3 Bar Saturated Steam to 366° F/185° C
300 PSI/20.7 Bar Non-Shock Cold Working Pressure



CONFORMS TO MSS SP-80

MATERIAL LIST

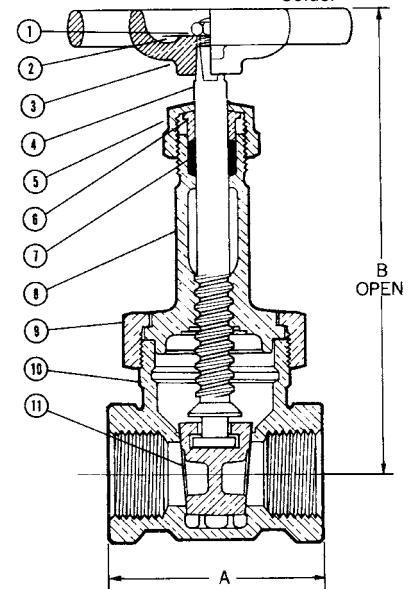
PART	SPECIFICATION
1. Handwheel Nut	300 Series Stainless Steel
2. Identification Plate	Aluminum
3. Handwheel	Malleable Iron ASTM A 47
4. Stem	Silicon Bronze ASTM B 371 Alloy C69400/C69430 or ASTM B 99 Alloy C65100
5. Packing Nut	Bronze ASTM B 62 or ASTM B584 Alloy C84400 or Brass ASTM B16
6. Packing Gland	Bronze ASTM B 62 or ASTM B584 Alloy C84400 or Brass ASTM B 16
7. Packing	Aramid Fibers with Graphite
8. Bonnet	Bronze ASTM B 62
9. Union Nut	Bronze ASTM B 62
10. Body	Bronze ASTM B 62
11. Wedge	Bronze ASTM B 62



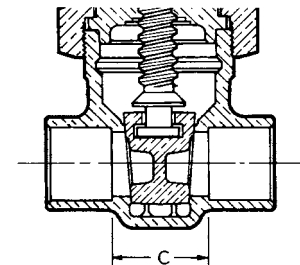
T-134
Threaded



S-134
Solder



T-134
NPT x NPT



S-134
C x C

DIMENSIONS—WEIGHTS—QUANTITIES

Size	Dimensions						T-134		S-134		Master Ctn.	Qty.	
	A		B		C		Lbs.	Kg.	Lbs.	Kg.			
In.	mm.	In.	mm.	In.	mm.	In.	mm.	Lbs.	Kg.	Lbs.	Kg.		
¼	8	1.96	50	4.81	122	x	x	1.08	0.49	x	x	50	
⅜	10	1.96	50	4.81	122	0.79	20	1.12	0.51	1.02	0.46	50	
½	15	2.31	59	4.81	122	0.76	19	1.12	0.51	1.06	0.48	40	
¾	20	2.51	64	5.81	148	0.98	25	1.70	0.77	1.54	0.70	30	
1	25	2.92	74	7.09	180	1.13	29	2.38	1.08	2.26	1.03	20	
1¼	32	3.20	81	8.13	206	1.18	30	3.73	1.69	3.56	1.61	10	
1½	40	3.33	85	9.81	249	1.29	33	4.67	2.12	4.46	2.02	10	
2	50	3.44	87	11.56	294	1.31	33	7.77	3.53	7.14	3.24	6	
2½	65	4.35	110	14.31	364	1.81	46	12.70	5.77	12.30	5.58	4	
3	80	5.31	135	16.50	419	1.97	50	18.74	8.51	17.13	7.78	2	

x Not available this size.

FREEZING WEATHER PRECAUTION: Subsequent to testing a piping system, valves should be left in an open position to allow complete drainage.

◆ For detailed Operating Pressure, refer to Pressure Temperature Chart on page 114.

Visit our website for the most current information.