



MODA™ FIRE-RATED TOILET/DISHWASHER SUPPLY BOX TECHNICAL SPECIFICATION

Job Name	Item #
Location	
Engineer	Contractor
PO #	Tag
Representative	

SPECIFICATIONS

Oatey MODA™ fire-rated toilet supply boxes shall be used in residential or commercial applications requiring a supply valve recessed in the wall. The MODA™ fire-rated toilet box assembly contains a 3/8" OD compression valve pre-installed in a PVC box, with inter-locking wing flanges on each side. The wing flanges shall allow installation on a single stud in conjunction with the metal bracket. L-shape brackets are included for support based on wall rating (see instruction sheet). Valves shall be a two-piece design, permitting field replacement, and shall be secured with a stainless steel retention clip. Valves are available with or without water hammer arrestors and shall be installed upright. The assembly shall include an emergency drain port for protection from supply hose leaks.

APPROVALS & LISTINGS

Valves	ASME A112.18.1 / CSA B125.1 NSF / ANSI 61 & 372
Water Hammer Arrestors	ASSE 1010
Boxes	IAPMO-Listed, PS-54
Listed with Massachusetts Board of Plumbing Listed by Warnock Hersey to meet: ASTM E814, UL 1479	
2-Hour Design	F-Rating: 2 Hour, T-Rating: 1-1/4 Hour
1-Hour Design	F-Rating: 1 Hour, T-Rating: 3/4 Hour
Listed by Warnock Hersey to meet: CAN/ULC S115	
2-Hour Design	FH Rating: 2 Hour, FTH Rating: 1-1/4 Hour
1-Hour Design	FH Rating: 1 Hour, FTH Rating: 3/4 Hour



Accessory Components Included:



Faceplate



Intumescent Pad
(Pre-installed)



Sticker Cover
(For Debris Protection)

FEATURES & MATERIALS

Outlet Box & Brackets	PVC
Valve Body	Forged Brass C46500 No Lead
Valve Retention Clip	Stainless Steel
Valve O-Rings	NSF Approved EPDM (2)
Metal Bracket and L-shape Brackets	16 Gauge Galvanized Steel
Arrestor Body	Copper (Type L)
Piston	Polypropylene with two NBR O-rings
Piston Lubrication	Dow Corning Molykote 111

PERFORMANCE SPECIFICATIONS

Temperature Rating (Valve)	250° F/121° C
Max Testing Pressure (Valve)	100 psi (Air)/250 psi (Water)

DIMENSIONS

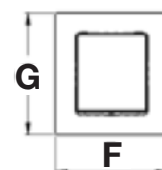
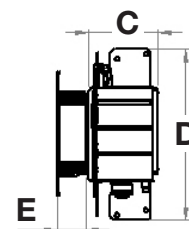
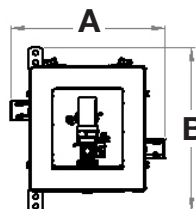
[A]:	Box Width	8.00"	[E]:	Bracket Length	8.00"
[B]:	Box Depth	3.38"	[F]:	Faceplate Width	6.00"
[C]:	Box Height	4.85"	[G]:	Faceplate Height	6.45"
[D]:	Bracket Width	4.00"	[H]:	Faceplate Depth	1.25"



Metal Bracket (1)



L-shape
Brackets (2)



Access BIM/Revit content through www.oatey.com



**MODA™ FIRE-RATED
TOILET SUPPLY BOX
TECHNICAL SPECIFICATION**

PRODUCT SELECTOR

NO HAMMER ARRESTORS				HAMMER ARRESTORS			
✓	Product Number	Description	Ctn. Qty.	✓	Product Number	Description	Ctn. Qty.
	37897	MODA Toilet / Dishwasher, Copper (Male), Standard	1		37905	MODA Toilet / Dishwasher, Copper (Male), Standard	1
	37899	MODA Toilet / Dishwasher, F1807 PEX (Brass), Standard	1		37907	MODA Toilet / Dishwasher, F1807 PEX (Brass), Standard	1
	37900	MODA Toilet / Dishwasher, F2159 PEX (PPSU), Standard	1		37908	MODA Toilet / Dishwasher, F2159 PEX (PPSU), Standard	1
	37901	MODA Toilet / Dishwasher, F1960 PEX (Brass), Standard	1		37909	MODA Toilet / Dishwasher, F1960 PEX (Brass), Standard	1
	37902	MODA Toilet / Dishwasher, F1960 PEX (PPSU), Standard	1		37910	MODA Toilet / Dishwasher, F1960 PEX (PPSU), Standard	1
	37898	MODA Toilet / Dishwasher, CPVC (Male), Standard	1		37906	MODA Toilet / Dishwasher, CPVC (Male), Standard	1
	37904	MODA Toilet / Dishwasher, Push Connect, Standard	1		37912	MODA Toilet / Dishwasher, Push Connect, Standard	1