



MODA™ TOILET OUTLET BOX TECHNICAL SPECIFICATION

Job Name _____	Item # _____
Location _____	
Engineer _____	Contractor _____
PO # _____	Tag _____
Representative _____	

SPECIFICATIONS

Oatey MODA™ toilet supply boxes shall be used in residential or commercial applications requiring a supply valve recessed in the wall. The MODA™ toilet box assembly contains a 3/8" OD compression valve pre-installed in a PVC box, with inter-locking wing flanges on each side. The wing flanges shall allow installation on a single stud, or between two studs using the included side brackets. No additional components shall be required for a between stud installation. Valves shall be a two-piece design, permitting field replacement, and shall be secured with a stainless steel retention clip. Valves are available with or without water hammer arrestors and shall be installed upright or inverted. The assembly shall include an emergency drain port for protection from supply hose leaks.

APPROVALS & LISTINGS

Valves	ASME A112.18.1 / CSA B125.1 NSF / ANSI 61 & 372
Water Hammer Arrestors	ASSE 1010
Boxes	IAPMO-Listed




FEATURES & MATERIALS

Outlet Box & Brackets	PVC
Valve Body	Forged Brass C46500 No Lead (Chrome Plated)
Valve Retention Clip	Stainless Steel
Valve O-Ring	NSF/FDA Approved EPDM (2)
Temperature Rating (Valve)	250° F / 121° C
Max Testing Pressure	100 psi (Air) / 250 psi (Water)

DIMENSIONS

[A]:	Box Width	8.00"	[E]:	Bracket Length	8.00"
[B]:	Box Depth	3.38"	[F]:	Faceplate Width	6.00"
[C]:	Box Height	4.85"	[G]:	Faceplate Height	6.45"
[D]:	Bracket Width	4.00"	[H]:	Faceplate Depth	1.25"



Accessory Components Included:



Side Brackets (2)



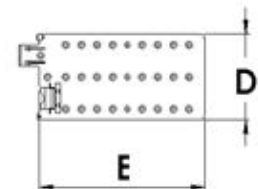
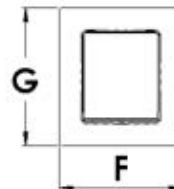
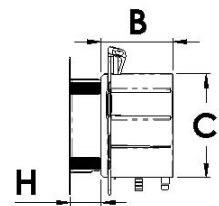
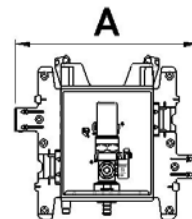
Faceplates (1)



Faceplate Insert (1)



Sticker Cover
(For Debris Protection)



Access BIM/Revit content through www.oatey.com



**MODA™ TOILET
OUTLET BOX
TECHNICAL SPECIFICATION**

PRODUCT SELECTOR

NO HAMMER ARRESTORS				HAMMER ARRESTORS			
✓	Product Number	Description	Ctn. Qty.	✓	Product Number	Description	Ctn. Qty.
	37897	MODA Toilet / Dishwasher, Copper (Male), Standard	12		37905	MODA Toilet / Dishwasher, Copper (Male), Standard	12
	37899	MODA Toilet / Dishwasher, F1807 PEX (Brass), Standard	12		37907	MODA Toilet / Dishwasher, F1807 PEX (Brass), Standard	12
	37900	MODA Toilet / Dishwasher, F2159 PEX (PPSU), Standard	12		37908	MODA Toilet / Dishwasher, F2159 PEX (PPSU), Standard	12
	37901	MODA Toilet / Dishwasher, F1960 PEX (Brass), Standard	12		37909	MODA Toilet / Dishwasher, F1960 PEX (Brass), Standard	12
	37902	MODA Toilet / Dishwasher, F1960 PEX (PPSU), Standard	12		37910	MODA Toilet / Dishwasher, F1960 PEX (PPSU), Standard	12
	37898	MODA Toilet / Dishwasher, CPVC (Male), Standard	12		37906	MODA Toilet / Dishwasher, CPVC (Male), Standard	12
	37904	MODA Toilet / Dishwasher, Push Connect, Standard	12		37912	MODA Toilet / Dishwasher, Push Connect, Standard	12