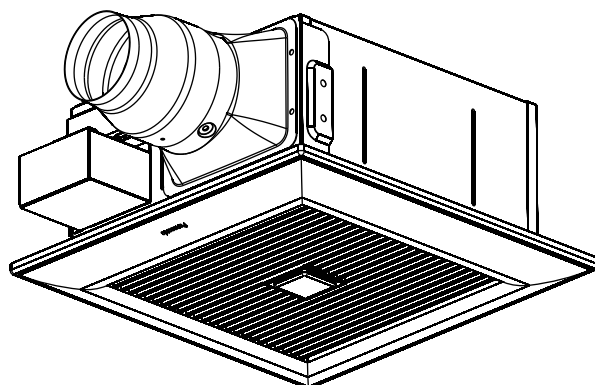


Service Manual

Super Quiet Ventilating Fan
WhisperWelcome™
(North America Market)

FV-05VFM2
FV-08VFM2



Model No.	Air direction	Voltage (V)	Frequency (Hz)	Duct diameter (inches)	Noise at 0.1"WG (sones)	Power consumption (W)	Speed at 0.1"WG (rpm)	Air volume at 0.1"WG (CFM)	Weight lb.(kg)
FV-05VFM2	Exhaust	120	60	3	0.5	15.8	750	50	9.1(4.1)
				4	0.4	16.0	690	50	
FV-08VFM2	Exhaust	120	60	3	0.9	25.0	870	70	9.1(4.1)
				4	0.9	25.2	770	80	


HVI Certified performance based on HVI Procedures 915,916,and 920.



WARNING

This service information is designed for experienced repair technicians only and is not designed for use by the general public. It does not contain warnings or cautions to advise non-technical individuals of potential dangers in attempting to service a product. Products powered by electricity should be serviced or repaired only by experienced professional technicians. Any attempt to service or repair the product or products dealt with in this service information by anyone else could result in serious injury or death.

IMPORTANT SAFETY NOTICE

There are special components used in this equipment which are important for safety. These parts are marked by  in the Schematic Diagrams, Exploded Views and Replacement Parts List. It is essential that these critical parts should be replaced with manufacturer's specified parts to prevent shock, fire or other hazards. Do not modify the original design without permission of manufacture. We suggest to handle such parts after the static electricity prevention. It is forbidden to touch the PCB parts by bare hands during the repairing process.

CONTENTS

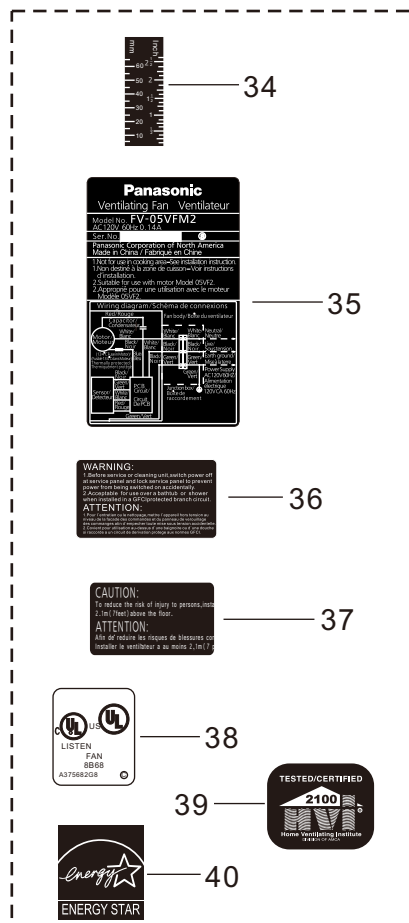
	PAGE
1 Parts Identification	1~2
2 Wiring Diagram	3
3 Parts List	4~7

FV-05VFM2
FV-08VFM2

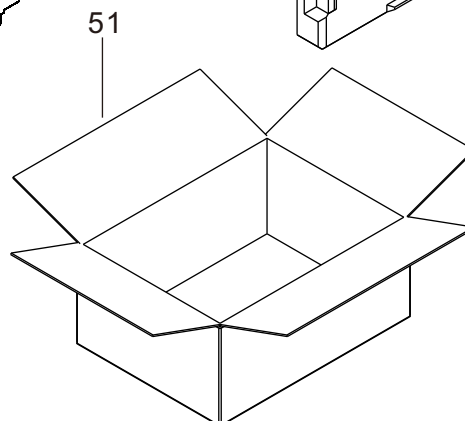
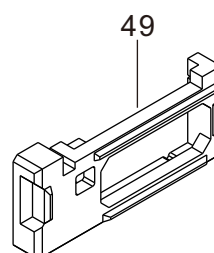
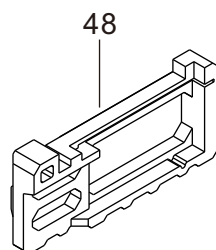
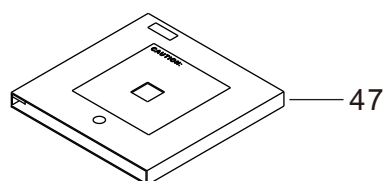
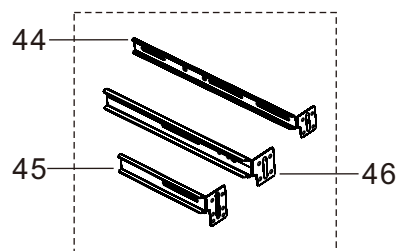
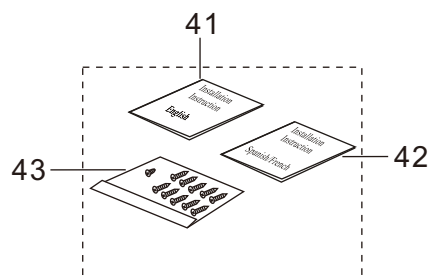


1 Parts Identification

FV-05VFM2
FV-08VFM2



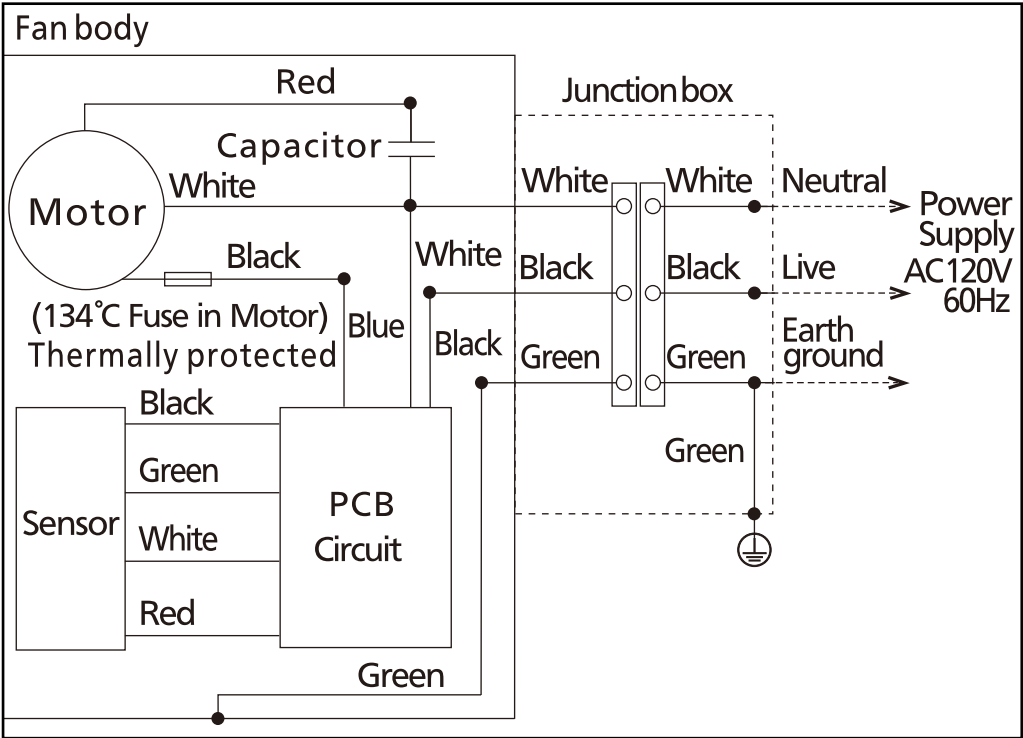
Main Labels
(Only For FV-05VFM2 Reference)



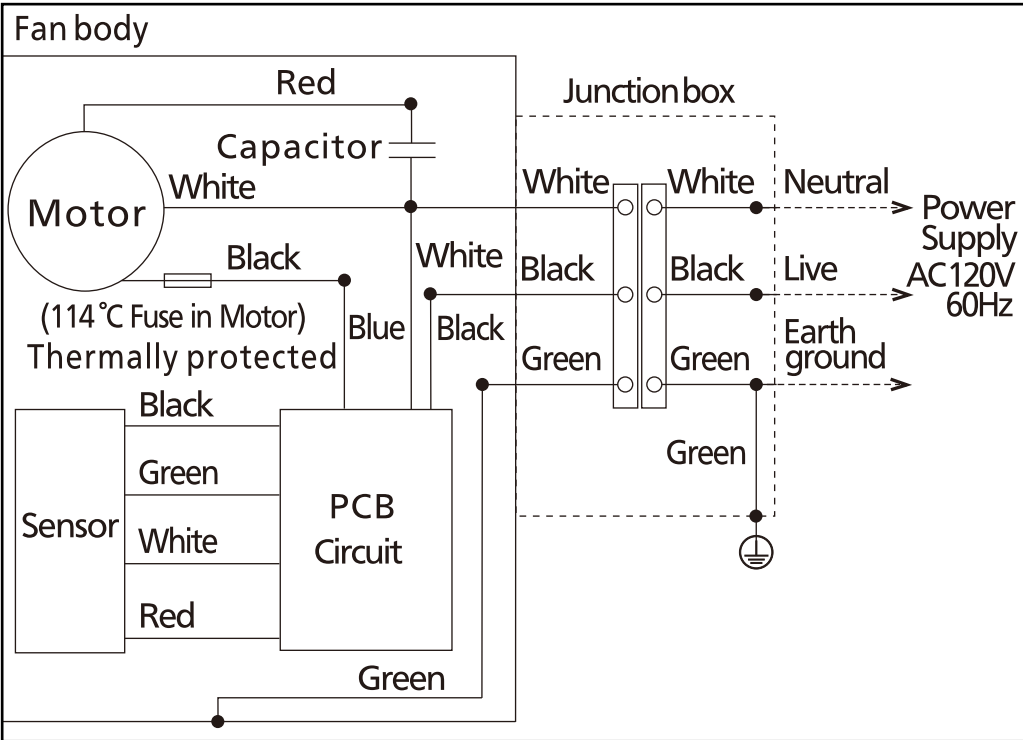
2 Wiring diagram

FV-05VFM2
FV-08VFM2

FV-05VFM2



FV-08VFM2




3 Parts List

FV-05VFM2

No.	Part No.	Part Name	Q'ty	Remark
1	FFV0420024S	Bracket Cover	1	
2	FFV1600063S	Frame Assy.	1	
3	FFV0000052S	Adapter Assy.	1	
4	FFV0000038S	Adapter Connector	1	
5	FFV7020022S	Nut	1	For Fixing Blade
6	FFV4670002S	Blade Set Plate	1	For Fixing Blade
7	FFV0400102S	Blade	1	
8	FFV7010025S	Plain Washer	1	For Fixing Blade
9	FFV3702200S	Motor Assy	1	⚠
10	FFV0900012S	Connector Plate	1	
11	FFV7020015S	Hexagon Nut	1	For Fixing Earth Wire ⚠
12	FFV0900013S	Connector Assy.	1	⚠
13	FFV2800004S	Junction Cover	1	
14	FFV3402103S	Earth Lead Wire	2	⚠
15	FFV3730027S	Motor Support 2	1	With Earth Mark ⚠
16	FFV3730028S	Motor Support 1	1	
17	FFV3730029S	Motor Support 3	1	
18	FFV0790033S	Casing	1	
19	FFV5710020S	Support	1	
20	FFV0740007H	Cord Clip	1	
21	FFV3740018S	Main PCB Box	1	⚠
22	FFV3740019S	Main PCB Assy	1	⚠
23	FFV3740020S	Main PCB Box Cover	1	⚠
24	FFV2520025S	Insulation Plate	1	
25	FFV5560036S	Spring Stopper	1	
26	FFV5500029S	Sensor Assy	1	⚠
27	FFV5560017S	Spring	2	
28	FFV2220051S	Sensor Cover	1	⚠
29	FFV3420031S	Louver Section	1	⚠
30	FFV0750207S	Condenser	1	⚠
31	FFV0900024S	Connector	4	⚠
32	FFV3470001S	Butt Connector	1	⚠
33	FFV0730022S	Cord	1	⚠
34	FFV5720015S	Scale Tape	1	
35	FFV4020682S	Name Plate	1	
36	FFV6730041S	Warning Label	1	
37	FFV0810002S	Caution Label	1	
38	FFV2260003S	Holograph Label	1	
39	FFV2260002S	HVI Mark	1	

3 Parts List

FV-05VFM2

No.	Part No.	Part Name	Q'ty	Remark
40	FFV1320001S	ESP Mark	1	
41	FFV2540116S	Installation Instruction	1	English
42	FFV2540117S	Installation Instruction	1	Spanish
(42)	FFV2540118S	Installation Instruction	1	French
43	FFV0010208S	Accessory A	1	
44	FFV5710017S	Suspension Bracket III	1	
45	FFV5710019S	Suspension Bracket I	1	
46	FFV5710018S	Suspension Bracket II	1	
47	FFV4710218S	Louver Pad Assy	1	
48	FFV4710216S	Left Pad	1	Mark With"L"
49	FFV4710217S	Right Pad	1	Mark With"R"
50	FFV4710330S	Sensor Pad	1	
51	FFV9000980S	Packing Case Assy	1	
A	FFV7000018S	Truss Tap Screw	4	
B	FFV7000156S	Truss Screw	1	
C	FFV7000081S	Truss Screw	4	
D	FFV7000110S	Screw	1	
E	FFV7000091S	Pan Tap Screw	2	
F	FFV7000168S	Earth Screw Assy	2	
G	FFV7000017S	Screw	4	
H	FFV7000193S	Truss Tap Screw	5	
I	FFV7000194S	Screw	3	
J	FFV7000080S	Screw	4	
K	FFV7000145S	Screw	3	
L	FFV7000140S	Pan Tap Screw	2	


3 Parts List

FV-08VFM2

No.	Part No.	Part Name	Q'ty	Remark
1	FFV0420024S	Bracket Cover	1	
2	FFV1600063S	Frame Assy.	1	
3	FFV0000052S	Adapter Assy.	1	
4	FFV0000038S	Adapter Connector	1	
5	FFV7020022S	Nut	1	For Fixing Blade
6	FFV4670002S	Blade Set Plate	1	For Fixing Blade
7	FFV0400102S	Blade	1	
8	FFV7010025S	Plain Washer	1	For Fixing Blade
9	FFV3702201S	Motor Assy	1	⚠
10	FFV0900012S	Connector Plate	1	
11	FFV7020015S	Hexagon Nut	1	For Fixing Earth Wire ⚠
12	FFV0900013S	Connector Assy.	1	⚠
13	FFV2800004S	Junction Cover	1	
14	FFV3402103S	Earth Lead Wire	2	⚠
15	FFV3730027S	Motor Support 2	1	With Earth Mark ⚠
16	FFV3730028S	Motor Support 1	1	
17	FFV3730029S	Motor Support 3	1	
18	FFV0790033S	Casing	1	
19	FFV5710020S	Support	1	
20	FFV0740007H	Cord Clip	1	
21	FFV3740018S	Main PCB Box	1	⚠
22	FFV3740019S	Main PCB Assy	1	⚠
23	FFV3740020S	Main PCB Box Cover	1	⚠
24	FFV2520025S	Insulation Plate	1	
25	FFV5560036S	Spring Stopper	1	
26	FFV5500029S	Sensor Assy	1	⚠
27	FFV5560017S	Spring	2	
28	FFV2220051S	Sensor Cover	1	⚠
29	FFV3420031S	Louver Section	1	⚠
30	FFV0750208S	Condenser	1	⚠
31	FFV0900024S	Connector	4	⚠
32	FFV3470001S	Butt Connector	1	⚠
33	FFV0730022S	Cord	1	⚠
34	FFV5720015S	Scale Tape	1	
35	FFV4020683S	Name Plate	1	
36	FFV6730041S	Warning Label	1	
37	FFV0810002S	Caution Label	1	
38	FFV2260003S	Holograph Label	1	
39	FFV2260002S	HVI Mark	1	

3 Parts List

FV-08VFM2

No.	Part No.	Part Name	Q'ty	Remark
40	FFV1320001S	ESP Mark	1	
41	FFV2540116S	Installation Instruction	1	English
42	FFV2540117S	Installation Instruction	1	Spanish
(42)	FFV2540118S	Installation Instruction	1	French
43	FFV0010208S	Accessory A	1	
44	FFV5710017S	Suspension Bracket III	1	
45	FFV5710019S	Suspension Bracket I	1	
46	FFV5710018S	Suspension Bracket II	1	
47	FFV4710218S	Louver Pad Assy	1	
48	FFV4710216S	Left Pad	1	Mark With"L"
49	FFV4710217S	Right Pad	1	Mark With"R"
50	FFV4710330S	Sensor Pad	1	
51	FFV9000981S	Packing Case Assy	1	
A	FFV7000018S	Truss Tap Screw	4	
B	FFV7000156S	Truss Screw	1	
C	FFV7000081S	Truss Screw	4	
D	FFV7000110S	Screw	1	
E	FFV7000091S	Pan Tap Screw	2	
F	FFV7000168S	Earth Screw Assy	2	
G	FFV7000017S	Screw	4	
H	FFV7000193S	Truss Tap Screw	5	
I	FFV7000194S	Screw	3	
J	FFV7000080S	Screw	4	
K	FFV7000145S	Screw	3	
L	FFV7000140S	Pan Tap Screw	2	