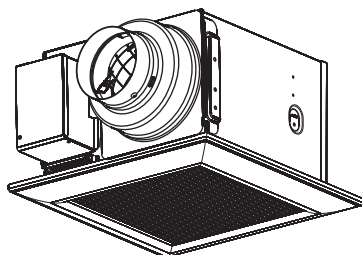
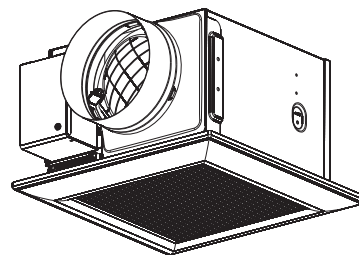


# Service Manual

Ceiling Mount Ventilating Fan  
**Whisper Green™**  
(North America Market)



FV-05VK3  
FV-08VK3



FV-13VK3

## ■ Specifications

Model No.	Air direction	Voltage (V)	Frequency (Hz)	Duct diameter (inches)	Noise (sones)	Power consumption (W)	Speed (rpm)	Air volume at 0.1"WG (CFM)	Weight lb.( kg)
FV-13VK3	Exhaust	120	60	6	<0.3	12	657	130	10.6(4.8)
FV-08VK3	Exhaust	120	60	4	<0.3	7	816	80	10.2(4.6)
FV-05VK3	Exhaust	120	60	4	<0.3	4.5	754	50	10.2(4.6)

HVI Certified performance based on HVI Procedures 915,916,and 920.



## WARNING

This service information is designed for experienced repair technicians only and is not designed for use by the general public. It does not contain warnings or cautions to advise non-technical individuals of potential dangers in attempting to service a product. Products powered by electricity should be serviced or repaired only by experienced professional technicians. Any attempt to service or repair the product or products dealt with in this service information by anyone else could result in serious injury or death.

## IMPORTANT SAFETY NOTICE

There are special components used in this equipment which are important for safety. These parts are marked by ⚠ in the Schematic Diagrams, Exploded Views and Replacement Parts List. It is essential that these critical parts should be replaced with manufacturer's specified parts to prevent shock, fire or other hazards. Do not modify the original design without permission of manufacture. We suggest to handle such parts after the static electricity prevention. It is forbidden to touch the PCB parts by bare hands during the repairing process.

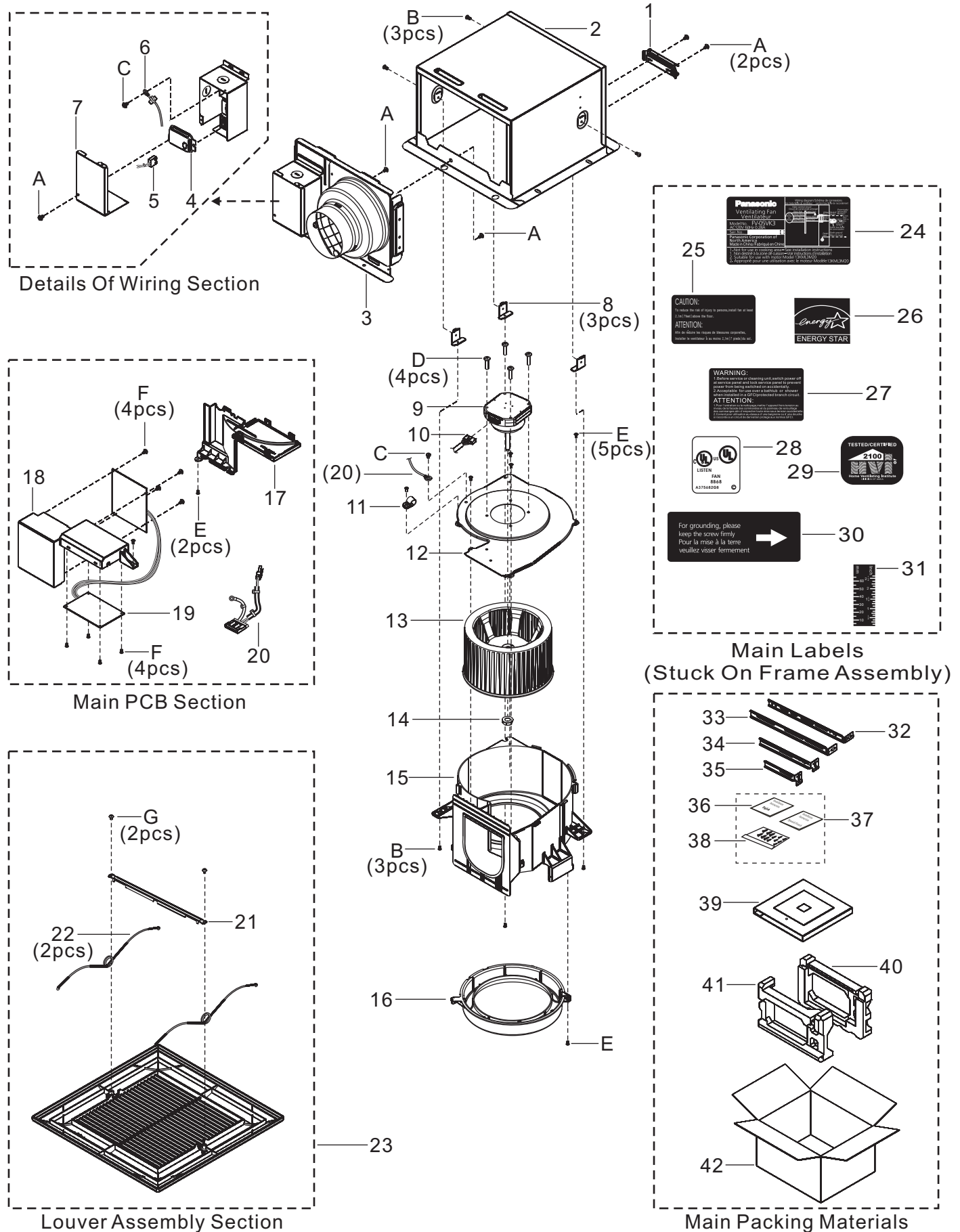
## CONTENTS

	PAGE
1. Parts Identification .....	1~4
2.Wiring Diagram .....	5
3. Parts List .....	6~11

# 1. Parts Identification

FV-05VK3

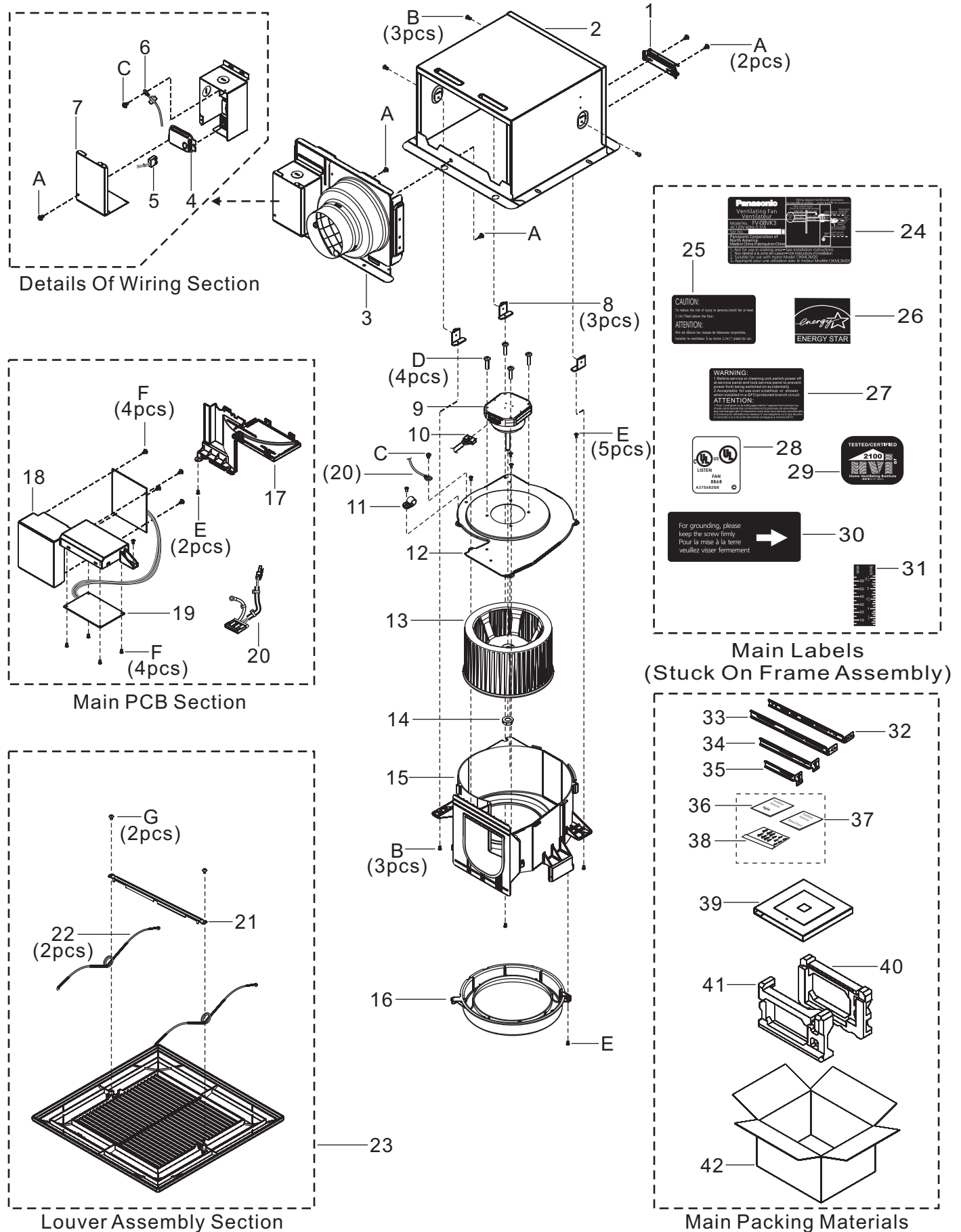
## Main Body Section



# 1. Parts Identification

FV-08VK3

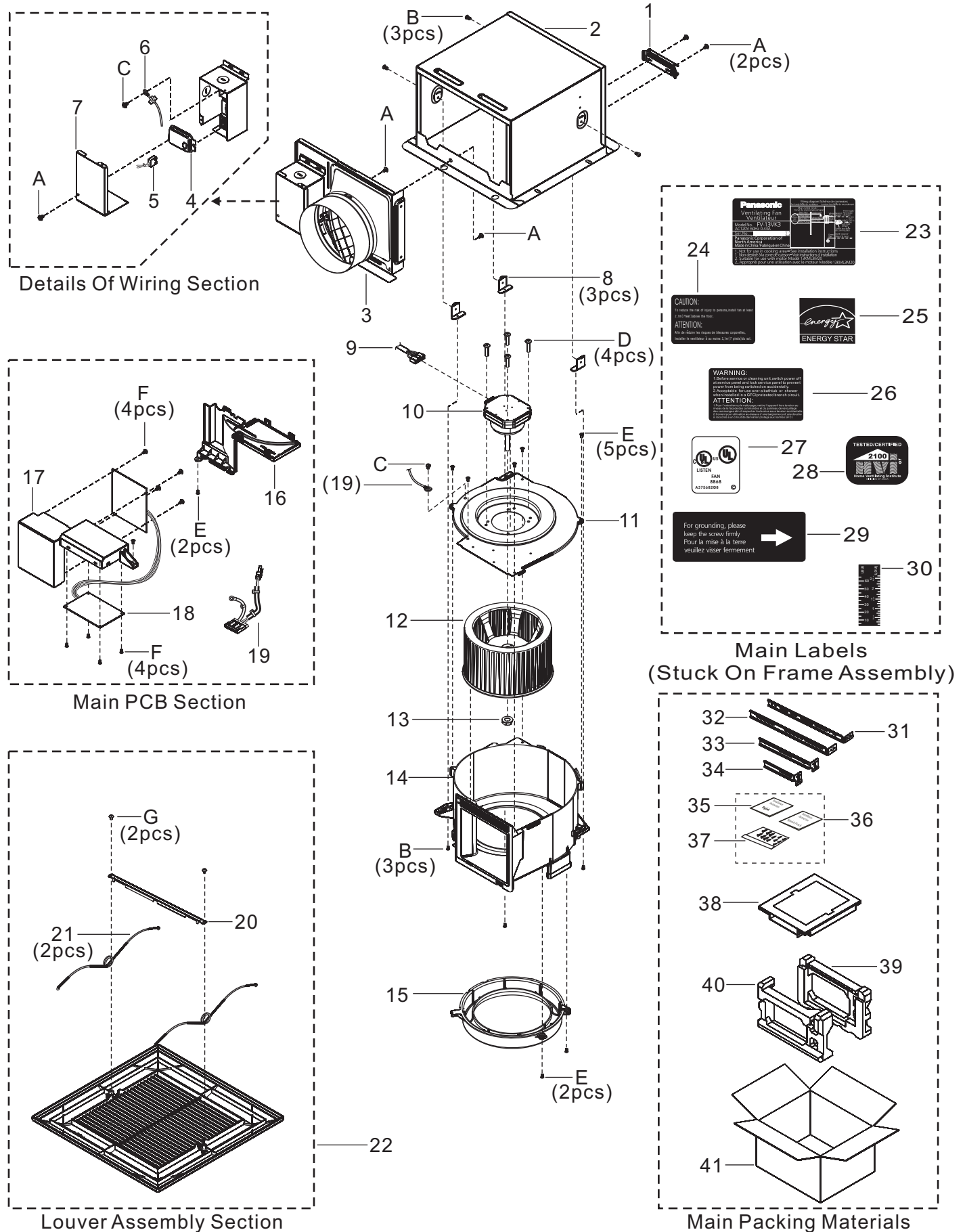
## Main Body Section



# 1.Parts Identification


FV-13VK3

## Main Body Section



# 1.Parts Identification

## Replace Main PCB Assembly

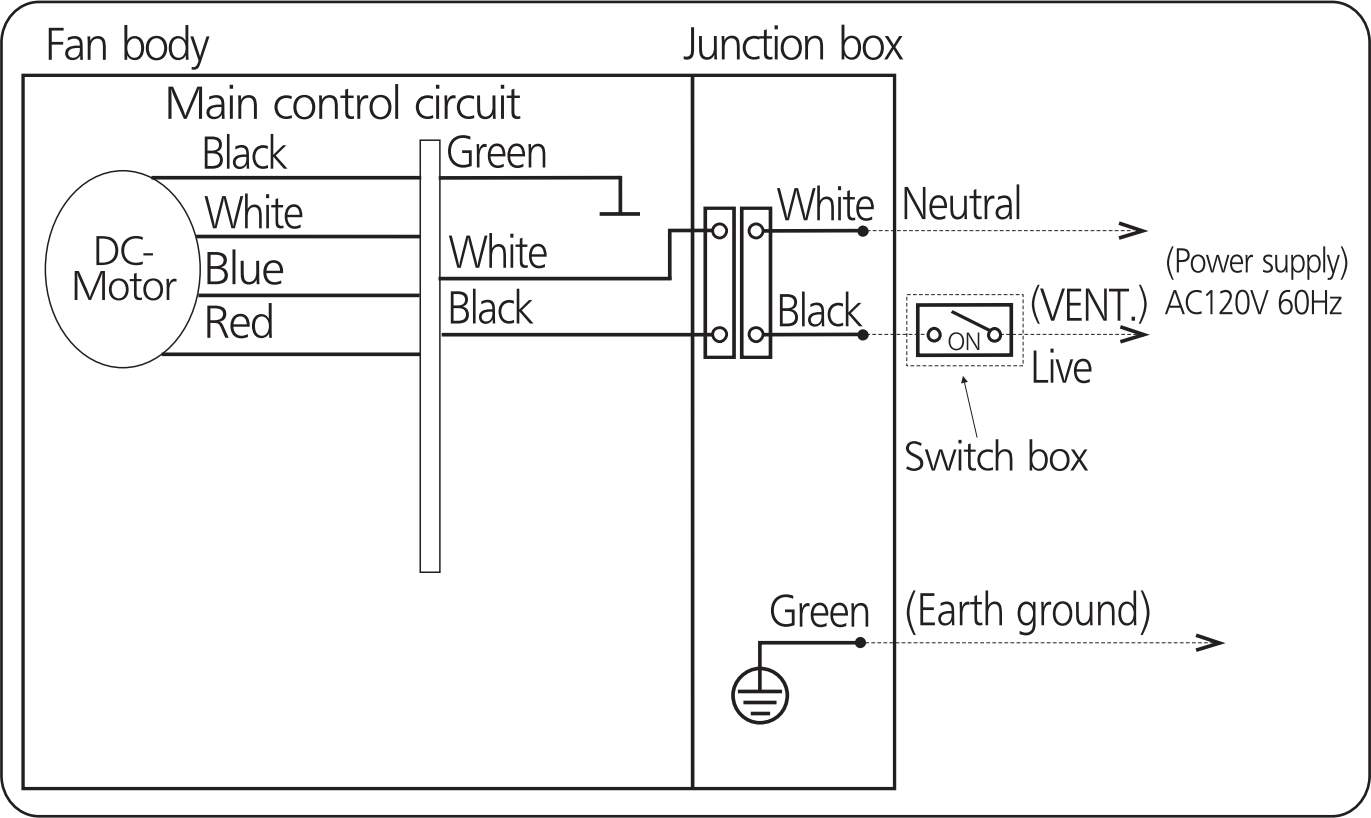


The main PCB assembly is commonly used in below models.If you replace PCB,please set up the switch according to below table firstly.

Model	Part No.	Part Name	Switch seting condition for PCB (SW103、SW102)
FV-05VK3	FFV3740015S	Main PCB Assembly	<div><div>AIR-VOL 05 08 13</div><div><input type="checkbox"/></div></div> <div><div>LIGHT</div><div><input type="checkbox"/></div></div>
FV-08VK3	FFV3740015S	Main PCB Assembly	<div><div>AIR-VOL 05 08 13</div><div><input type="checkbox"/></div></div> <div><div>LIGHT</div><div><input type="checkbox"/></div></div>
FV-13VK3	FFV3740015S	Main PCB Assembly	<div><div>AIR-VOL 05 08 13</div><div><input type="checkbox"/></div></div> <div><div>LIGHT</div><div><input type="checkbox"/></div></div>

# 2.Wiring Diagram

FV-13VK3    FV-08VK3    FV-05VK3



### 3.Parts List

FV-05VK3

No.	Part No.	Part Name	Q'ty	Remark
1	FFV0420027S	Bracket Cover	1	
2	FFV1600111S	Frame Assembly	1	
3	FFV0000116S	Adapter Assembly	1	
4	FFV0900052S	Connector Plate	1	
5	FFV0900049S	Connector Assembly V	1	⚠
6	FFV1340008S	Earth Lead Wire Assembly	1	⚠
7	FFV2800012S	Junction Cover	1	
8	FFV0800001S	Casing Support	3	
9	FFV3700323S	Motor Assembly	1	⚠
10	FFV3700324S	Motor Lead Wire Assembly	1	⚠
11	FFV0960001S	Nylon Clamp	1	
12	FFV3700327S	Motor Support	1	
13	FFV0400103S	Blade	1	
14	FFV7020021S	Nut	1	For Fixing Blade
15	FFV0790077S	Casing	1	
16	FFV4300131S	Orifice	1	
17	FFV3740014S	Main PCB Cover	1	⚠
18	FFV3740016S	Main PCB Box	1	⚠
19	FFV3740015S	Main PCB Assembly	1	⚠
20	FFV4620075S	Power Lead Wire	1	⚠
21	FFV5560037S	Spring Stopper	1	
22	FFV5560017S	Spring	2	
23	FFV3402124S	Louver Section	1	⚠
24	FFV4020679S	Name Plate	1	
25	FFV6730041S	Warning Label	1	
26	FFV1320001S	ESP Mark	1	
27	FFV0810002S	Caution Label	1	
28	FFV2260003S	UL Mark	1	
29	FFV2260002S	HVI Mark	1	
30	FFV6730045S	Warning Label	1	
31	FFV5720015S	Scale Tape	1	
32	FFV5710023S	Suspension Bracket I	1	
33	FFV5710024S	Suspension Bracket II	1	
34	FFV5710018S	Suspension Bracket IV	1	
35	FFV5710019S	Suspension Bracket III	1	
36	FFV2540113S	Installation Instruction	1	English,For CA Market/USA Market
37	FFV2540114S	Installation Instruction	1	French,For USA Market
(37)	FFV2540115S	Installation Instruction	1	Spanish,For CA Market
38	FFV0010200S	Accessory A	1	
39	FFV4710210S	Louver Case Assembly	1	
40	FFV4710322S	Right Pad	1	

# 3.Parts List

FV-05VK3

No.	Part No.	Part Name	Q'ty	Remark
41	FFV4710323S	Left Pad	1	
42	FFV9000975S	Packing Case Assembly	1	
A	FFV7000108S	Truss Tap Screw	5	
B	FFV7000065S	Bind Screw	6	
C	FFV7000168S	Earth Screw Assembly	2	⚠
D	FFV7000109S	Stainless Steel Screw	4	
E	FFV7000089S	Truss Tap Screw	8	
F	FFV7000164S	Pan Tap Screw	8	
G	FFV7000140S	Pan Tap Screw	2	

### 3.Parts List

FV-08VK3

No.	Part No.	Part Name	Q'ty	Remark
1	FFV0420027S	Bracket Cover	1	
2	FFV1600111S	Frame Assembly	1	
3	FFV0000116S	Adapter Assembly	1	
4	FFV0900052S	Connector Plate	1	
5	FFV0900049S	Connector Assembly V	1	⚠
6	FFV1340008S	Earth Lead Wire Assembly	1	⚠
7	FFV2800012S	Junction Cover	1	
8	FFV0800001S	Casing Support	3	
9	FFV3700323S	Motor Assembly	1	⚠
10	FFV3700324S	Motor Lead Wire Assembly	1	⚠
11	FFV0960001S	Nylon Clamp	1	
12	FFV3700327S	Motor Support	1	
13	FFV0400103S	Blade	1	
14	FFV7020021S	Nut	1	For Fixing Blade
15	FFV0790077S	Casing	1	
16	FFV4300131S	Orifice	1	
17	FFV3740014S	Main PCB Cover	1	⚠
18	FFV3740016S	Main PCB Box	1	⚠
19	FFV3740015S	Main PCB Assembly	1	⚠
20	FFV4620075S	Power Lead Wire	1	⚠
21	FFV5560037S	Spring Stopper	1	
22	FFV5560017S	Spring	2	
23	FFV3402124S	Louver Section	1	⚠
24	FFV4020680S	Name Plate	1	
25	FFV6730041S	Warning Label	1	
26	FFV1320001S	ESP Mark	1	
27	FFV0810002S	Caution Label	1	
28	FFV2260003S	UL Mark	1	
29	FFV2260002S	HVI Mark	1	
30	FFV6730045S	Warning Label	1	
31	FFV5720015S	Scale Tape	1	
32	FFV5710023S	Suspension Bracket I	1	
33	FFV5710024S	Suspension Bracket II	1	
34	FFV5710018S	Suspension Bracket IV	1	
35	FFV5710019S	Suspension Bracket III	1	
36	FFV2540113S	Installation Instruction	1	English,For CA Market/USA Market
37	FFV2540114S	Installation Instruction	1	French,For USA Market
(37)	FFV2540115S	Installation Instruction	1	Spanish,For CA Market
38	FFV0010200S	Accessory A	1	
39	FFV4710210S	Louver Case Assembly	1	
40	FFV4710322S	Right Pad	1	

### 3.Parts List

FV-08VK3

No.	Part No.	Part Name	Q'ty	Remark
41	FFV4710323S	Left Pad	1	
42	FFV9000976S	Packing Case Assembly	1	
A	FFV7000108S	Truss Tap Screw	5	
B	FFV7000065S	Bind Screw	6	
C	FFV7000168S	Earth Screw Assembly	2	⚠
D	FFV7000109S	Stainless Steel Screw	4	
E	FFV7000089S	Truss Tap Screw	8	
F	FFV7000164S	Pan Tap Screw	8	
G	FFV7000140S	Pan Tap Screw	2	

### 3.Parts List

FV-13VK3

No.	Part No.	Part Name	Q'ty	Remark
1	FFV0420027S	Bracket Cover	1	
2	FFV1600111S	Frame Assembly	1	
3	FFV0000118S	Adapter Assembly	1	
4	FFV0900052S	Connector Plate	1	
5	FFV0900049S	Connector Assembly V	1	⚠
6	FFV1340008S	Earth Lead Wire Assembly	1	⚠
7	FFV2800012S	Junction Cover	1	
8	FFV0800001S	Casing Support	3	
9	FFV3700324S	Motor Lead Wire Assembly	1	⚠
10	FFV3700323S	Motor Assembly	1	⚠
11	FFV3700326S	Motor Support	1	
12	FFV0400104S	Blade	1	
13	FFV7020021S	Nut	1	For Fixing Blade
14	FFV0790078S	Casing	1	
15	FFV4300132S	Orifice	1	
16	FFV3740014S	Main PCB Cover	1	⚠
17	FFV3740016S	Main PCB Box	1	⚠
18	FFV3740015S	Main PCB Assembly	1	⚠
19	FFV4620075S	Power Lead Wire	1	⚠
20	FFV5560037S	Spring Stopper	1	
21	FFV5560017S	Spring	2	
22	FFV3402124S	Louver Section	1	⚠
23	FFV4020681S	Name Plate	1	
24	FFV6730041S	Warning Label	1	
25	FFV1320001S	ESP Mark	1	
26	FFV0810002S	Caution Label	1	
27	FFV2260003S	UL Mark	1	
28	FFV2260002S	HVI Mark	1	
29	FFV6730045S	Warning Label	1	
30	FFV5720015S	Scale Tape	1	
31	FFV5710023S	Suspension Bracket I	1	
32	FFV5710024S	Suspension Bracket II	1	
33	FFV5710018S	Suspension Bracket IV	1	
34	FFV5710019S	Suspension Bracket III	1	
35	FFV2540113S	Installation Instruction	1	English,For CA Market/USA Market
36	FFV2540114S	Installation Instruction	1	French,For USA Market
(36)	FFV2540115S	Installation Instruction	1	Spanish,For CA Market
37	FFV0010200S	Accessory A	1	
38	FFV4710210S	Louver Case Assembly	1	
39	FFV4710322S	Right Pad	1	
40	FFV4710323S	Left Pad	1	

### 3.Parts List

FV-13VK3

No.	Part No.	Part Name	Q'ty	Remark
41	FFV9000977S	Packing Case Assembly	1	
A	FFV7000108S	Truss Tap Screw	5	
B	FFV7000065S	Bind Screw	6	
C	FFV7000168S	Earth Screw Assembly	2	△
D	FFV7000109S	Stainless Steel Screw	4	
E	FFV7000089S	Truss Tap Screw	8	
F	FFV7000164S	Pan Tap Screw	8	
G	FFV7000140S	Pan Tap Screw	2	