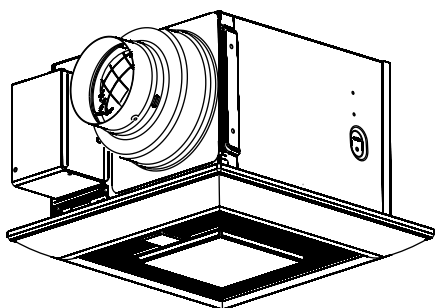
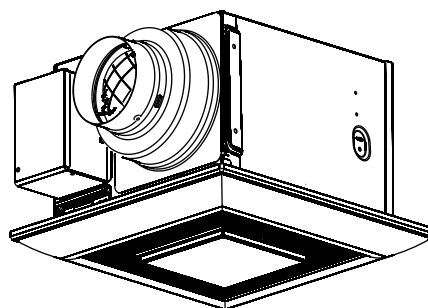


Service Manual

Ventilating Fan (North America Market)



FV-08VKME3



FV-08VKSE3

■ Specifications

Model No.	Air direction	Voltage (V)	Frequency (Hz)	Duct diameter (inches)	Noise (sones)	Power consumption (W)			Speed (rpm)	Air volume at 0.1"WG (CFM)	Weight lb.(kg)
						Fan	LED lighting unit				
							LIGHT	N.LIGHT			
FV-08VKME3 FV-08VKSE3	Exhaust	120	60	4 or 6	<0.3	8	11.5	0.8	869	80	11.2(5.1)


HVI Certified performance based on HVI Procedures 915,916,and 920.



WARNING

This service information is designed for experienced repair technicians only and is not designed for use by the general public. It does not contain warnings or cautions to advise non-technical individuals of potential dangers in attempting to service a product. Products powered by electricity should be serviced or repaired only by experienced professional technicians. Any attempt to service or repair the product or products dealt with in this service information by anyone else could result in serious injury or death.

IMPORTANT SAFETY NOTICE

There are special components used in this equipment which are important for safety. These parts are marked by  in the Schematic Diagrams, Exploded Views and Replacement Parts List. It is essential that these critical parts should be replaced with manufacturer's specified parts to prevent shock, fire or other hazards. Do not modify the original design without permission of manufacture.
We suggest to handle such parts after the static electricity prevention.
It is forbidden to touch the PCB parts by bare hands during the repairing process.

CONTENTS

PAGE

1. Parts Identification	1~2
2. Wiring Diagram	3
3. Parts List	4~7

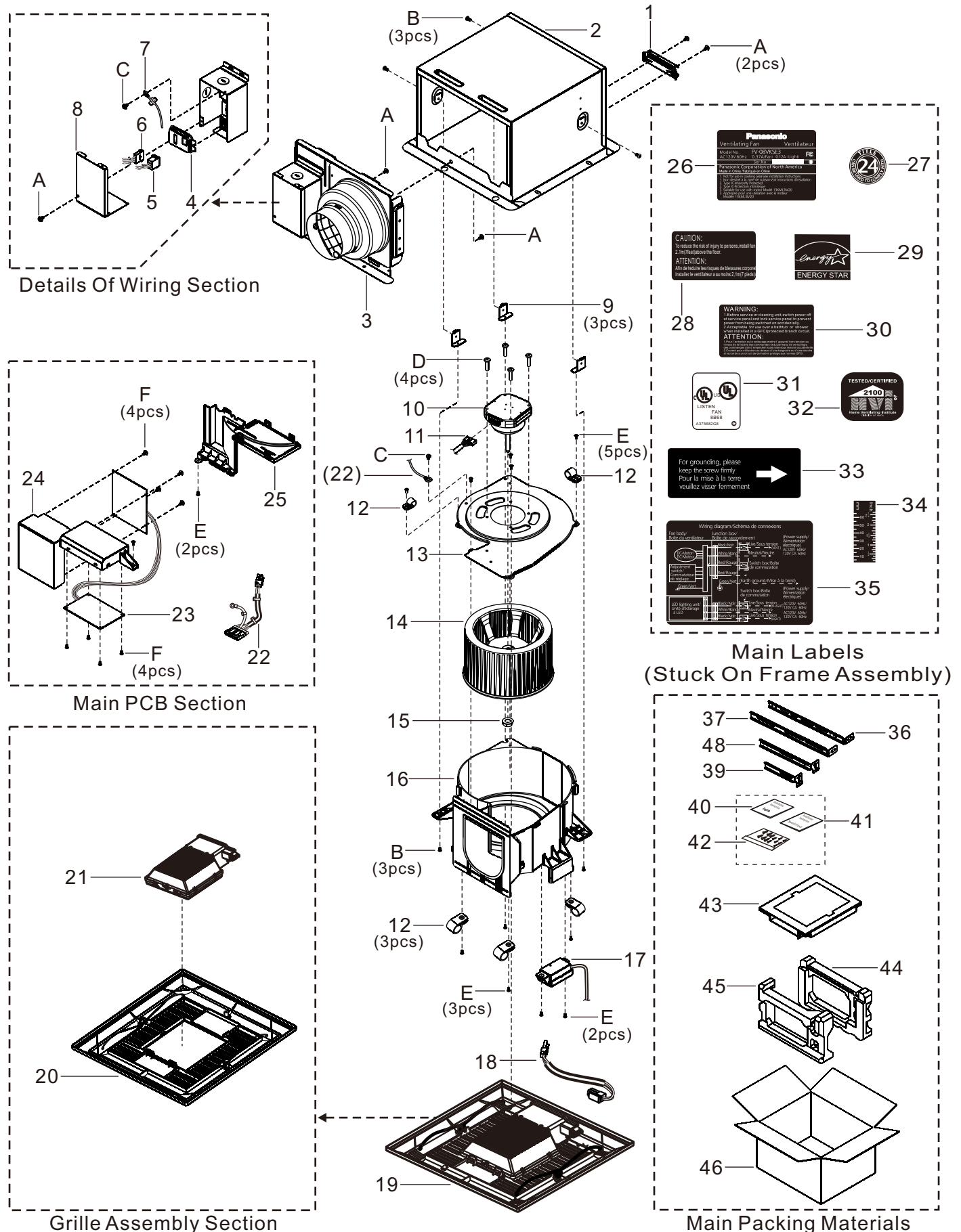
FV-08VKME3

[illegible]

1.Parts Identification

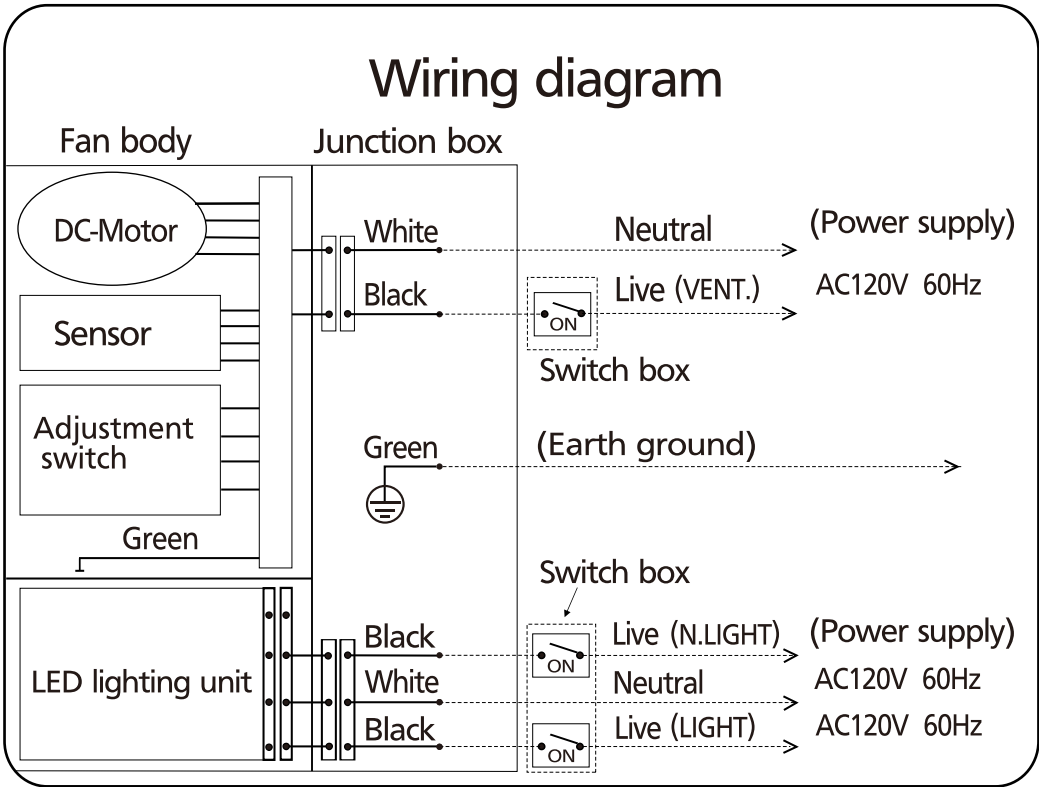
FV-08VKSE3

Main Body Section

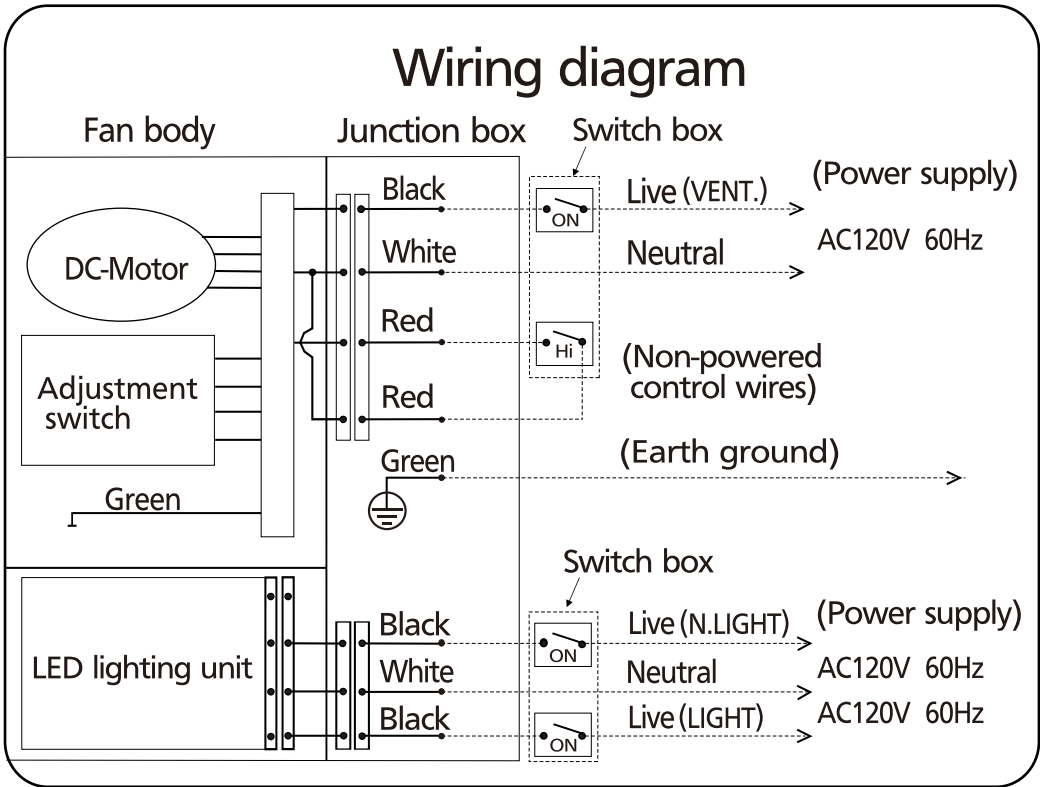


2.Wiring Diagram

FV-08VKME3



FV-08VKSE3




3.Parts List

FFV-08VKME3

No.	Part No.	Part Name	Q'ty	Remark
1	FFV0420027S	Bracket Cover	1	
2	FFV1600111S	Frame Assembly	1	
3	FFV0000112S	Adapter Assembly	1	⚠
4	FFV0900048S	Connector Plate	1	
5	FFV0900049S	Connector Assembly V	1	⚠
6	FFV0900039S	Connector Assembly L	1	⚠
7	FFV1340008S	Earth Lead Wire Assembly	1	⚠
8	FFV2800012S	Junction Cover	1	
9	FFV0800001S	Casing Support	3	
10	FFV3700323S	Motor Assembly	1	⚠
11	FFV3700324S	Motor Lead Wire Assembly	1	⚠
12	FFV0960001S	Nylon Clamp	4	
13	FFV3700325S	Motor Support	1	
14	FFV0400103S	Blade	1	
15	FFV7020021S	Nut	1	For Fixing Blade
16	FFV0790077S	Casing	1	
17	FFV0740027S	Nylon Clamp	1	
18	FFV5530063S	Switch Assembly	1	⚠
19	FFV3420050S	Light Lead Wire Assembly	1	⚠
20	FFV3420051S	Grille Unit	1	⚠
21	FFV2220051S	Sensor Cover	1	⚠
22	FFV3420052S	Grille Assembly	1	
23	FFV5500028S	Sensor Box Assembly	1	⚠
24	FFV3420053S	Light Unit Assembly	1	⚠
25	FFV4620075S	Power Lead Wire	1	⚠
26	FFV3740015S	Main PCB Assembly	1	⚠
27	FFV3740016S	Main PCB Box	1	⚠
28	FFV3740014S	Main PCB Cover	1	⚠
29	FFV4020767S	Name Plate	1	
30	FFV4730001S	T24 Mark Label	1	
31	FFV6730041S	Warning Label	1	
32	FFV1320001S	ESP Mark	1	
33	FFV0810002S	Caution Label	1	
34	FFV2260003S	UL Mark	1	
35	FFV2260002S	HVI Mark	1	
36	FFV6730045S	Warning Label	1	
37	FFV5720015S	Scale Tape	1	
38	FFV6730063S	Wiring Label	1	
39	FFV5710023S	Suspension Bracket I	1	
40	FFV5710024S	Suspension Bracket II	1	

3.Parts List

FV-08VKME3

No.	Part No.	Part Name	Q'ty	Remark
41	FFV5710018S	Suspension Bracket IV	1	
42	FFV5710019S	Suspension Bracket III	1	
43	FFV2540143S	Installation Instruction	1	English,For CA Market/USA Market
44	FFV2540144S	Installation Instruction	1	French,For USA Market
(44)	FFV2540145S	Installation Instruction	1	Spanish,For CA Market
45	FFV0010200S	Accessory A	1	
46	FFV4710353S	Grille Case Assembly	1	
47	FFV4710344S	Right Pad	1	
48	FFV4710345S	Left Pad	1	
49	FFV4710330S	Sensor Pad	1	
50	FFV9001041S	Packing Case Assembly	1	
A	FFV7000108S	Truss Tap Screw	5	
B	FFV7000065S	Bind Screw	6	
C	FFV7000168S	Earth Screw Assembly	2	
D	FFV7000109S	Stainless Steel Screw	4	
E	FFV7000089S	Truss Tap Screw	12	
F	FFV7000164S	Pan Tap Screw	8	


4.Parts List

— FV-08VKSE3 —

No.	Part No.	Part Name	Q'ty	Remark
1	FFV0420027S	Bracket Cover	1	
2	FFV1600111S	Frame Assembly	1	⚠
3	FFV0000113S	Adapter Assembly	1	
4	FFV0900050S	Connector Plate	1	
5	FFV0900051S	Connector Assembly V	1	⚠
6	FFV0900039S	Connector Assembly L	1	⚠
7	FFV1340008S	Earth Lead Wire Assembly	1	⚠
8	FFV2800012S	Junction Cover	1	
9	FFV0800001S	Casing Support	3	
10	FFV3700323S	Motor Assembly	1	⚠
11	FFV3700324S	Motor Lead Wire Assembly	1	
12	FFV0960001S	Nylon Clamp	5	
13	FFV3700325S	Motor Support	1	
14	FFV0400103S	Blade	1	
15	FFV7020021S	Nut	1	For Fixing Blade
16	FFV0790077S	Casing	1	
17	FFV5530063S	Switch Assembly	1	⚠
18	FFV3420050S	Light Lead Wire Assembly	1	⚠
19	FFV3420055S	Grille Unit	1	⚠
20	FFV3420054S	Grille Assembly	1	
21	FFV3420053S	Light Unit Assembly	1	⚠
22	FFV4620076S	Power Lead Wire	1	⚠
23	FFV3740017S	Main PCB Assembly	1	⚠
24	FFV3740016S	Main PCB Box	1	⚠
25	FFV3740014S	Main PCB Cover	1	⚠
26	FFV4020768S	Name Plate	1	
27	FFV4730001S	T24 Mark Label	1	
28	FFV6730041S	Warning Label	1	
29	FFV1320001S	ESP Mark	1	
30	FFV0810002S	Caution Label	1	
31	FFV2260003S	UL Mark	1	
32	FFV2260002S	HVI Mark	1	
33	FFV6730045S	Warning Label	1	
34	FFV5720015S	Scale Tape	1	
35	FFV6730064S	Wiring Label	1	
36	FFV5710023S	Suspension Bracket I	1	
37	FFV5710024S	Suspension Bracket II	1	
38	FFV5710018S	Suspension Bracket IV	1	
39	FFV5710019S	Suspension Bracket III	1	
40	FFV2540143S	Installation Instruction	1	English,For CA Market/USA Market

4.Parts List

FV-08VKSE3

No.	Part No.	Part Name	Q'ty	Remark
41	FFV2540144S	Installation Instruction	1	French,For USA Market
(41)	FFV2540145S	Installation Instruction	1	Spanish,For CA Market
42	FFV0010200S	Accessory A	1	
43	FFV4710353S	Grille Case Assembly	1	
44	FFV4710344S	Right Pad	1	
45	FFV4710345S	Left Pad	1	
46	FFV9001042S	Packing Case Assembly	1	
A	FFV7000108S	Truss Tap Screw	5	
B	FFV7000065S	Bind Screw	6	
C	FFV7000168S	Earth Screw Assembly	2	
D	FFV7000109S	Stainless Steel Screw	4	
E	FFV7000089S	Truss Tap Screw	12	
F	FFV7000164S	Pan Tap Screw	8	