


PowerPEX[®]

ASTM F1960 Grip[™]

» Buying Information



Supply

Drainage




Support

www.siouxchief.com

TAKE THE FIELD.



PEX Rings, Fittings






CATEGORY	ITEM NO.	DESCRIPTION	NO LEAD	MIN. QTY.	CASE QTY.	LIST PRICE
PEX EXPANSION RING						
	649W2	1/2"	✓	50	1000	\$0.21 EA
	649W3	3/4"	✓	50	500	\$0.40 EA
	649W4	1"	✓	25	250	\$0.72 EA
BRASS ELBOW						
	642WG2	1/2" × 1/2"	✓	25	25	\$7.15 EA
	642WG3	3/4" × 3/4"	✓	25	25	\$14.30 EA
	642WG4	1" × 1"	✓	25	25	\$19.57 EA
BRASS TEE						
	641WG222	1/2" × 1/2" × 1/2"	✓	50	50	\$9.52 EA
	641WG223	1/2" × 1/2" × 3/4"	✓	20	20	\$10.88 EA
	641WG322	3/4" × 1/2" × 1/2"	✓	20	20	\$11.00 EA
	641WG323	3/4" × 1/2" × 3/4"	✓	20	20	\$12.37 EA
	641WG332	3/4" × 3/4" × 1/2"	✓	20	20	\$13.65 EA
	641WG333	3/4" × 3/4" × 3/4"	✓	20	20	\$15.29 EA
	641WG334	3/4" × 3/4" × 1"	✓	20	20	\$31.90 EA
	641WG433	1" × 3/4" × 3/4"	✓	20	20	\$26.78 EA
	641WG442	1" × 1" × 1/2"	✓	20	20	\$27.04 EA
	641WG443	1" × 1" × 3/4"	✓	20	20	\$28.07 EA
	641WG444	1" × 1" × 1"	✓	20	20	\$26.78 EA
BRASS COUPLING						
	645WG2	1/2" × 1/2"	✓	100	100	\$4.64 EA
	645WG3	3/4" × 3/4"	✓	50	50	\$7.39 EA
	645WG32	3/4" × 1/2"	✓	50	50	\$7.98 EA
	645WG4	1" × 1"	✓	25	25	\$15.19 EA
	645WG43	1" × 3/4"	✓	25	25	\$12.88 EA
BRASS STRAIGHT ADAPTER, MSWT × F1960						
	643WG2	1/2" MSWT × 1/2" F1960	✓	100	100	\$3.35 EA
	643WG23	1/2" MSWT × 3/4" F1960	✓	50	50	\$7.98 EA
	643WG3	3/4" MSWT × 3/4" F1960	✓	50	50	\$7.60 EA
	643WG32	3/4" MSWT × 1/2" F1960	✓	50	50	\$6.85 EA
	643WG4	1" MSWT × 1" F1960	✓	25	25	\$13.91 EA
	643WG43	1" MSWT × 3/4" F1960	✓	25	25	\$14.94 EA
	643WG5	1-1/4" MSWT × 1-1/4" F1960	✓	5	5	\$31.42 EA
	643WG6	1-1/2" MSWT × 1-1/2" F1960	✓	5	5	\$51.75 EA
	643WG7	2" MSWT × 2" F1960	✓	5	5	\$154.50 EA

CATEGORY	ITEM NO.	DESCRIPTION	NO LEAD	MIN. QTY.	CASE QTY.	LIST PRICE
BRASS STRAIGHT ADAPTER, FSWT × F1960						
	644WG2	1/2" FSWT × 1/2" F1960	✓	100	100	\$3.40 EA
	644WG23	1/2" FSWT × 3/4" F1960	✓	50	50	\$12.36 EA
	644WG3	3/4" FSWT × 3/4" F1960	✓	50	50	\$7.73 EA
	644WG32	3/4" FSWT × 1/2" F1960	✓	50	50	\$6.70 EA
	644WG4	1" FSWT × 1" F1960	✓	25	25	\$13.39 EA
	644WG43	1" FSWT × 3/4" F1960	✓	25	25	\$15.45 EA
	644WG5	1-1/4" FSWT × 1-1/4" F1960	✓	5	5	\$36.05 EA
	644WG6	1-1/2" FSWT × 1-1/2" F1960	✓	5	5	\$52.78 EA
	644WG7	2" FSWT × 2" F1960	✓	5	5	\$155.53 EA
BRASS STRAIGHT ADAPTER, MIP × F1960						
	646WG2	1/2" MIP × 1/2" F1960	✓	100	100	\$5.17 EA
	646WG3	3/4" MIP × 3/4" F1960	✓	25	25	\$9.23 EA
	646WG32	3/4" MIP × 1/2" F1960	✓	25	25	\$12.62 EA
	646WG34	3/4" MIP × 1" F1960	✓	25	25	\$19.06 EA
	646WG4	1" MIP × 1" F1960	✓	25	25	\$18.54 EA
	646WG43	1" MIP × 3/4" F1960	✓	25	25	\$19.06 EA
	646WG5	1-1/4" MIP × 1-1/4" F1960	✓	5	5	\$41.72 EA
	646WG6	1-1/2" MIP × 1-1/2" F1960	✓	5	5	\$57.75 EA
	646WG7	2" MIP × 2" F1960	✓	5	5	\$167.89 EA
BRASS STRAIGHT ADAPTER, FIP × F1960						
	647WG2	1/2" FIP × 1/2" F1960	✓	50	50	\$10.14 EA
	647WG23	1/2" FIP × 3/4" F1960	✓	50	50	\$11.42 EA
	647WG3	3/4" FIP × 3/4" F1960	✓	50	50	\$11.10 EA
	647WG32	3/4" FIP × 1/2" F1960	✓	25	25	\$16.25 EA
	647WG4	1" FIP × 1" F1960	✓	25	25	\$23.95 EA
	647WG43	1" FIP × 3/4" F1960	✓	25	25	\$34.76 EA
	647WG5	1-1/4" FIP × 1-1/4" F1960	✓	5	5	\$45.00 EA
	647WG6	1-1/2" FIP × 1-1/2" F1960	✓	5	5	\$91.53 EA
	647WG7	2" FIP × 2" F1960	✓	5	5	\$201.98 EA
TUB SHOWER ELBOW, FIP × F1960						
	647WG2E	1/2" FIP × 1/2" F1960, Drop-Ear Elbow	✓	50	50	\$12.17 EA
	647WG2E3	1/2" FIP × 1/2" F1960, Drop-3-Ear Elbow	✓	50	50	\$13.20 EA
	647WG2E3PK1	1/2" FIP × 1/2" F1960, Drop-3-Ear Elbow, 1/Bag	✓	10	10	\$13.45 EA
STRAIGHT ADAPTER COUPLING, CPVC SOCKET × F1960						
	645WGC2	1/2" CPVC × 1/2" F1960	✓	50	50	\$7.89 EA
	645WGC3	3/4" CPVC × 3/4" F1960	✓	50	50	\$13.50 EA
	645WGC4	1" CPVC × 1" F1960	✓	20	20	\$19.48 EA
	645WGC5	1-1/4" CPVC × 1-1/4" F1960	✓	5	5	\$53.24 EA
	645WGC6	1-1/2" CPVC × 1-1/2" F1960	✓	5	5	\$68.82 EA
	645WGC7	2" CPVC × 2" F1960	✓	5	5	\$111.49 EA







Fittings, Preformed Copper





CATEGORY	ITEM NO.	DESCRIPTION	NO LEAD	MIN. QTY.	CASE QTY.	LIST PRICE
STRAIGHT ADAPTER COUPLING, PVC SOCKET × F1960						
	645WG3P	3/4" PVC × 3/4" F1960	✓	50	50	\$12.02 EA
	645WG4P	1" PVC × 1" F1960	✓	20	20	\$22.12 EA
BRASS ELBOW, MIP × F1960						
	632WG222M	1/2" F1960 × 1/2" MIP	✓	50	50	\$9.49 EA
BRASS ELBOW, SWEAT × F1960						
	632WG332	3/4" F1960 × 3/4" MSWT	✓	25	25	\$8.43 EA
	632WG335	3/4" F1960 × 3/4" FSWT	✓	25	25	\$8.43 EA
STUB OUT ELBOW						
	630WG2138	1/2" (13" × 8")	✓	50	50	\$13.97 EA
	630WG2412	1/2" (4" × 12")	✓	50	50	\$13.13 EA
	630WG248	1/2" (4" × 8")	✓	50	50	\$8.54 EA
	630WG348	3/4" (4" × 8")	✓	25	25	\$19.68 EA
	630WG4612	1" (6" × 12")	✓	25	25	\$34.37 EA
STUB OUT ELBOW WITH EAR						
	630WG248E	1/2" (4" × 8")	✓	25	25	\$9.43 EA
	630WG348E	3/4" (4" × 8")	✓	25	25	\$20.88 EA
	630WG4612E	1" (6" × 12")	✓	10	10	\$35.57 EA
	630WGD288E	1/2" (8" × 8" Double)	✓	25	25	\$22.39 EA

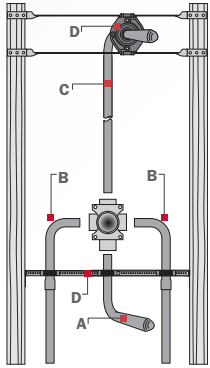


Preformed Copper, Valves






CATEGORY	ITEM NO.	DESCRIPTION	NO LEAD	MIN. QTY.	CASE QTY.	LIST PRICE
STUB OUT						
	638WG208	1/2" (8" Long)	✓	50	50	\$8.83 EA
	638WG215	1/2" (15" Long)	✓	50	50	\$16.56 EA
STUB OUT WITH EAR						
	638WG212E	1/2" (12" Long)	✓	50	50	\$14.28 EA
TUB/SHOWER ELBOW						
	632W273X	1/2" (7" x 3") F1960 x MIP SWVL	✓	50	50	\$13.42 EA
	632WG263	1/2" (6" x 2-1/4") F1960 x MSWT	✓	50	50	\$8.00 EA
	632WG263Y	1/2" (6" x 3") F1960 x FIP SWVL	✓	50	50	\$10.93 EA
WATER HEATER CONNECTOR ELBOW WITH FULL PORT BALL VALVE						
	631WG02FP	3/4" (3" x 6") F1960 x FIP SWVL	✓	12	12	\$44.76 EA
WATER HEATER CONNECTOR, 3/4" L COPPER, RIGID						
	633WG18	3/4" (18") F9160 x FIP SWVL	✓	25	25	\$24.34 EA
	633WG18FP	3/4" (18") F9160 x FIP SWVL W/ Full Port Ball Valve	✓	10	10	\$50.68 EA
	633WG18FPT	3/4" (18") F9160 x FIP SWVL W/ Full Port Ball Valve	✓	10	10	\$67.51 EA
	633WG18PK1	3/4" (18") F9160 x FIP SWVL	✓	10	10	\$23.88 EA


Preformed Copper, Valves, Kits






CATEGORY	ITEM NO.	DESCRIPTION		MIN. QTY.	CASE QTY.	LIST PRICE
WATER HEATER CONNECTOR 3/4" COPPER, CORRUGATED						
	634WG418	3/4" (18") F9160 × FIP SWVL	✓	25	25	\$29.17 EA
	634WG418FP	3/4" (18") F9160 × FIP SWVL W/ Full Port Ball Valve	✓	25	25	\$42.47 EA
FULL PORT BALL VALVE						
	648WG2FPPK1	1/2"	✓	10	100	\$9.00 EA
	648WG2FPD	1/2" w/ Drain	✓	10	10	\$30.90 EA
	648WG3FPPK1	3/4"	✓	10	100	\$18.75 EA
	648WG3FPD	3/4" w/ Drain	✓	6	6	\$43.57 EA
	648WG4FPPK1	1"	✓	12	60	\$28.50 EA
	648WG5FP	1-1/4"	✓	5	5	\$106.91 EA
	648WG6FP	1-1/2"	✓	1	1	\$142.35 EA
	648WG7FP	2"	✓	1	1	\$232.78 EA
1/4-TURN SUPPLY STOP						
	129-G2W0C	1/2" F1960 × 1/4" Comp., Straight	✓	24	144	\$9.57 EA
	129-G2W1C	1/2" F1960 × 3/8" Comp., Straight	✓	24	144	\$8.26 EA
	130-G2W0C	1/2" F1960 × 1/4" Comp., Angle	✓	24	144	\$9.29 EA
	130-G2W1C	1/2" F1960 × 3/8" Comp., Angle	✓	24	144	\$8.23 EA
LAVATORY STUB OUT KIT WITH STRONGARM BRACKET						
	689WG3202	1/2" F1960 (Qty: 2) W/ 16" Bracket	✓	12	12	\$21.15 EA
	689WG3212	1/2" F1960 (Qty: 2) W/ 24" Bracket	✓	12	12	\$21.59 EA
WATER HEATER STUB OUT KIT WITH STRONGARM BRACKET						
	689WG5103	3/4" F1960 (Qty: 2) W/ 16" Bracket	✓	12	12	\$43.62 EA
	689WG5113	3/4" F1960 (Qty: 2) W/ 24" Bracket	✓	12	12	\$44.03 EA

CATEGORY	ITEM NO.	DESCRIPTION	BULK ITEM NUMBER	 NO LEAD	MIN. QTY.	CASE QTY.	LIST PRICE
WATER STUB OUT KIT WITH STRONGARM BRACKET							
	689WG2201	1/2" F1960 W/ 16" Bracket		✓	12	12	\$11.81 EA
	689WG2211	1/2" F1960 W/ 24" Bracket		✓	12	12	\$12.25 EA
SHOWER ARM STUB OUT KIT WITH STRONGARM BRACKET & WALLNUT LOCKBLOCK							
	689WG2291	1/2" F1960 W/ 16" Bracket		✓	12	12	\$12.68 EA
WATER HEATER CONNECTOR KIT							
	694WG71022091	3/4" (3" x 6") FIP SWVL x F1960 Elbow	633WG18				
		3/4" (18") FIP SWVL x F1960 W/ Full Port Valve	631WG02FP	✓	10	10	\$105.35 EA
		3/4" (15") FIP SWVL x FIP SWVL W/ 3/4" MIP Branch	633-G3TM15				
	694WG71022093	3/4" (3" x 6") FIP SWVL x F1960 Elbow	633WG18				
		3/4" (18") FIP SWVL x F1960 W/ Full Port Valve	631WG02FP	✓	10	10	\$103.27 EA
		3/4" (11") FIP SWVL x FIP SWVL W/ 3/4" MIP Branch	633-G3TM11				
	694WG717720	3/4" (18") FIP SWVL x F1960	633WG18	✓	10	10	\$77.02 EA
		3/4" (18") FIP SWVL x F1960 w/ Full Port Valve	633WG18FP				






CATEGORY	ITEM NO.	DESCRIPTION	BULK ITEM NUMBER	NO LEAD	MIN. QTY.	CASE QTY.	LIST PRICE
SHOWERUP KIT WITH STRONGARM BRACKET							
 <p>D: Shower WallNut™ bracket option to be used with stub out riser kits</p>	693-13755301	A- Tub Spout Elbow (8" × 7") MSWT × Spun Closed B- Pressure Connection (3" × 6") MSWT × F1960 (Qty 2) C- Riser, Copper (50" × 8") MSWT × Spun Closed D- Bracket, StrongArm (24") W/ WallNut LockBlock D- Bracket, PowerBar (14" - 26") W/ 3 TouchDown clamps	613-87 632WG263 608-L2508 525-16WLB 523-2434	✓	12	12	\$60.56 EA
	693-03724203	A- Tub Spout Elbow (6" × 7") MIP SWVL B- Pressure Connection (7" × 3") MIP SWVL × F1960 (Qty 2) C- 1/2" MIP SWVL × Drop-Ear 90, 50" D- PowerBar W/ 6 Screws, 3 TouchDown Clamps W/ 4 Screws	613-67X 632W273X 616-650X 523-2404 523-2434	✓	12	12	\$84.04 EA
	693-01755104	B- Pressure Connection (6" × 2-1/4") MSWT × 1/2" F1960 (Qty 2) C- Stub Out Elbow (30" × 8") 1/2" MSWT D- 16" StrongArm W/ Shower WallNut LockBlock D- PowerBar W/ 4 Screws, 2 TouchDown Clamps W/ 4 Screws	632WG263 608-L2308 525-16WLB 523-2424	✓	12	12	\$44.89 EA
	693-16713203	A- Tub Spout Elbow (10" × 7") MSWT × Spun Closed B- Pressure Connection (6" × 2-1/4") MSWT × 1/2" F1960 (Qty 2) C- 1/2" MSWT × Drop-Ear 90, 50" D- PowerBar W/ 6 Screws, 3 TouchDown Clamps W/ 4 Screws	613-87 632WG263 616-650 523-2404 523-2434	✓	12	12	\$64.87 EA
1" TRUNK, TYPE L COPPER, 1" MSWT × SPUN CLOSED							
	672WG0240	2 (1/2") Branches		✓	1	10	\$30.15 EA
	672WG0340	3 (1/2") Branches		✓	1	10	\$38.84 EA
	672WG0440	4 (1/2") Branches		✓	1	10	\$47.52 EA
	672WG0640	6 (1/2") Branches		✓	1	10	\$62.50 EA
	672WG0840	8 (1/2") Branches		✓	1	10	\$84.02 EA
	672WG1040	10 (1/2") Branches		✓	1	10	\$92.42 EA
	672WG1240	12 (1/2") Branches		✓	1	10	\$107.39 EA
1" TRUNK, TYPE L COPPER, 1" CPVC CUP × SPUN CLOSED							
	672WG03C0	3 (1/2") Branches		✓	10	10	\$39.14 EA
	672WG04C0	4 (1/2") Branches		✓	10	10	\$51.24 EA
	672WG06C0	6 (1/2") Branches		✓	10	10	\$69.53 EA
	672WG08C0	8 (1/2") Branches		✓	10	10	\$88.84 EA

CATEGORY	ITEM NO.	DESCRIPTION	BULK ITEM NUMBER	 NO LEAD	MIN. QTY.	CASE QTY.	LIST PRICE
1" TRUNK, TYPE L COPPER, 3/4" MSWT × SPUN CLOSED							
	672WG0430	4 (1/2") Branches		✓	1	10	\$48.83 EA
	672WG0630	6 (1/2") Branches		✓	1	10	\$64.22 EA
	672WG0830	8 (1/2") Branches		✓	1	10	\$86.32 EA
1" TRUNK, TYPE L COPPER, 3/4" F1960 X SPUN CLOSED							
	672WG0490	4 (1/2") Branches		✓	25	25	\$58.84 EA
	672WG0690	6 (1/2") Branches		✓	25	25	\$76.34 EA
	672WG0890	8 (1/2") Branches		✓	25	25	\$93.84 EA
1" TRUNK, TYPE L COPPER, 3/4" F1960 X 3/4" F1960							
	672WG0499	4 (1/2") Branches		✓	25	25	\$71.04 EA
	672WG0699	6 (1/2") Branches		✓	25	25	\$88.54 EA
	672WG0899	8 (1/2") Branches		✓	25	25	\$106.03 EA
1" TRUNK, TYPE L COPPER, 3/4" MSWT × SPUN CLOSED, WITH BALL VALVES							
	672WV0230	2 (1/2") Branches W/ Ball Valve		✓	1	10	\$50.73 EA
	672WV0330	3 (1/2") Branches W/ Ball Valve		✓	1	10	\$69.27 EA
	672WV0430	4 (1/2") Branches W/ Ball Valve		✓	1	10	\$87.80 EA
	672WV0630	6 (1/2") Branches W/ Ball Valve		✓	1	10	\$122.26 EA
	672WV0830	8 (1/2") Branches W/ Ball Valve		✓	1	10	\$156.72 EA
	672WV1030	10 (1/2") Branches W/ Ball Valve		✓	1	10	\$191.29 EA
	672WV1230	12 (1/2") Branches W/ Ball Valve		✓	1	10	\$225.66 EA
1" TRUNK, TYPE L COPPER, 1" MSWT × 1" MSWT, WITH BALL VALVES							
	672WV0444	4 (1/2") Branches		✓	1	10	\$98.06 EA
	672WV0644	6 (1/2") Branches		✓	1	10	\$146.47 EA
	672WV0844	8 (1/2") Branches		✓	1	10	\$194.46 EA
	672WV1044	10 (1/2") Branches		✓	1	10	\$242.05 EA






CATEGORY	ITEM NO.	DESCRIPTION	NO LEAD	MIN. QTY.	CASE QTY.	LIST PRICE
TOOLS, ASTM F1960						
	305-W23KIT	Standard Tool Kit (Hand Tool, Case, 1/2" & 3/4" Heads)		1	5	\$375.97 EA
	305-WT	Pipe Expander Tool		1	10	\$209.00 EA
	305-W234KIT	Deluxe Tool Kit (Hand Tool, Case, 1/2" & 3/4" & 1" heads)		1	5	\$459.50 EA
EXPANDER HEADS						
	305-W2H	1/2"		1	20	\$84.42 EA
	305-W3H	3/4"		1	20	\$84.42 EA
	305-W4H	1"		1	20	\$84.42 EA
HYDRARESTER						
	652-AWG	1/2" ASSE-A	✓	1	16	\$22.30 EA
	653-BWG	3/4" ASSE-B	✓	1	16	\$30.35 EA
	654-CWG	1" ASSE-C	✓	1	16	\$64.75 EA
MINIRESTER TEE						
	660-GTW2B	1/2" ASSE-AA	✓	25	25	\$23.12 EA
MINIRESTER STRAIGHT						
	660-WG2B	1/2" ASSE-AA	✓	50	50	\$16.22 EA

CATEGORY	ITEM NO.	DESCRIPTION	NO LEAD	MIN. QTY.	CASE QTY.	LIST PRICE
OXBOX WASHING MACHINE OUTLET BOX WITH MINIRESTERS						
	696-2313WF	OxBox W/ Frame		10	10	\$65.21 EA
	696-2313WR	OxBox Rough-In Pack*		10	10	\$62.71 EA
	696-G2313WF	OxBox W/ Frame	✓	10	10	\$67.00 EA
	696-G2313WR	OxBox Rough-In Pack*	✓	10	10	\$64.50 EA
	696R2313WF	Fire-Rated OxBox W/ Frame		10	10	\$109.43 EA
	696RG2313WF	Fire-Rated OxBox W/ Frame	✓	10	10	\$111.22 EA
OXBOX WASHING MACHINE OUTLET BOX						
	696-G2303WF	OxBox W/ Frame	✓	10	10	\$40.00 EA
	696-G2303WR	OxBox Rough-In Pack*	✓	10	10	\$37.50 EA
	696RG2303WF	Fire-Rated OxBox W/ Frame	✓	10	10	\$84.22 EA
OXBOX ONE BOX WASHING MACHINE OUTLET BOX WITH MINIRESTERS						
	696-2413WF	OxBox ONE W/ Frame		10	10	\$63.21 EA
OXBOX ONE BOX WASHING MACHINE OUTLET BOX						
	696-G2403WF	OxBox ONE W/ Frame	✓	10	10	\$38.00 EA
OXBOX ICE MAKER OUTLET BOX						
	696-G1000WF	OxBox W/ Frame	✓	10	10	\$30.20 EA
	696-G1000WR	OxBox Rough-In Pack*	✓	10	10	\$28.20 EA
	696RG1000WF	Fire-Rated OxBox W/ Frame	✓	10	10	\$74.42 EA






* Rough-In Packs have frames sold separately

CATEGORY	ITEM NO.	DESCRIPTION	NO LEAD	MIN. QTY.	CASE QTY.	LIST PRICE
OXBOX ICE MAKER OUTLET BOX WITH MINIRESTER						
	696-G1010WF	OxBox W/ Frame	✓	10	10	\$46.70 EA
	696-G1010WR	OxBox Rough-In Pack*	✓	10	10	\$44.70 EA
	696RG1010WF	Fire-Rated OxBox W/ Frame	✓	10	10	\$90.92 EA
OXBOX TOILET/DISHWASHER OUTLET BOX						
	696-G1001WF	OxBox W/ Frame	✓	10	10	\$30.20 EA
	696-G1001WR	OxBox Rough-In Pack*	✓	10	10	\$28.20 EA
	696RG1001WF	Fire-Rated OxBox W/ Frame	✓	10	10	\$76.30 EA
OXBOX TOILET/DISHWASHER OUTLET BOX WITH MINIRESTER						
	696-G1011WF	OxBox W/ Frame	✓	10	10	\$46.70 EA
OXBOX APPLIANCE OUTLET BOX						
	696-G1003WF	OxBox W/ Frame	✓	30	30	\$32.08 EA
OXBOX APPLIANCE OUTLET BOX WITH MINIRESTER						
	696-G1013WF	OxBox W/ Frame	✓	10	10	\$48.58 EA
	696-G1013WR	OxBox Rough-In Pack*	✓	10	10	\$46.58 EA

* Rough-In Packs have frames sold separately

CATEGORY	ITEM NO.	DESCRIPTION	NO LEAD	MIN. QTY.	CASE QTY.	LIST PRICE
OXBOX LAVATORY OUTLET BOX						
	696-G2001WF	OxBox W/ Frame	✓	10	10	\$39.38 EA
	696-G2001WR	OxBox Rough-In Pack*	✓	10	10	\$37.38 EA
	696RG2001WF	Fire-Rated OxBox W/ Frame	✓	10	10	\$83.60 EA
OXBOX LAVATORY OUTLET BOX WITH MINIRESTERS						
	696-G2011WF	OxBox W/ Frame	✓	10	10	\$66.38 EA
OXBOX LAVATORY OUTLET BOX (3-VALVE)						
	696-G3001WR	OxBox Rough-In Pack*	✓	10	10	\$50.38 EA
	696RG3001WF	OxBox W/ Frame	✓	10	10	\$96.60 EA
	696-G3011WR	OxBox Rough-In Pack* W/ (qty: 1) MiniResters	✓	10	10	\$66.88 EA
SPECBOX (304 STAINLESS STEEL) WASHING MACHINE OUTLET BOX WITH MINIRESTERS						
	697-2013WF	SpecBox W/ SS Frame	✓	10	10	\$81.88 EA
SPECBOX (304 STAINLESS STEEL) ICE MAKER OUTLET BOX						
	697-G1000WF	SpecBox W/ SS Frame	✓	10	10	\$45.70 EA

* Rough-In Packs have frames sold separately

CATEGORY	ITEM NO.	DESCRIPTION	NO LEAD	MIN. QTY.	CASE QTY.	LIST PRICE
SPECBOX (304 STAINLESS STEEL) ICE MAKER OUTLET BOX WITH MINIRESTER						
	697-G1010WF	SpecBox W/ SS Frame	✓	10	10	\$62.20 EA
SPECBOX (304 STAINLESS STEEL) LAVATORY OUTLET BOX						
	697-G2001WF	SpecBox W/ SS Frame	✓	10	10	\$54.88 EA
	697-G2001WR	SpecBox Rough-In Pack*	✓	30	30	\$34.88 EA
SPECBOX (304 STAINLESS STEEL) LAVATORY OUTLET BOX WITH MINIRESTERS						
	697-G2011WF	SpecBox W/ SS Frame	✓	10	10	\$81.88 EA
ACCESSORIES						
	696-1F	OxBox Single Frame	✓	10	10	\$2.00 EA
	696-2F	OxBox Double Frame	✓	10	10	\$2.50 EA
	697-1F	OxBox/SpecBox SS Single Frame for Single Valve	✓	10	10	\$20.00 EA
	697-2F	OxBox/SpecBox SS Single Frame for Dual Valves	✓	10	10	\$20.00 EA
	697-1FL	OxBox/SpecBox SS Cover Door W/ Lock	✓	10	10	\$25.00 EA
	696-SC1	Single Frame Insert w/ supply line cutout	✓	10	10	\$5.50 EA
	696-EX	Frame Extension (added 1/2")	✓	10	10	\$3.25 EA
	696-BC	Box Clip / Stud Clip	✓	10	10	\$2.50 EA
ACCESS BOX VALVE						
	696-GLVC0W	1/4" Comp. × 1/2" F1960, Right Chrome Handle	✓	10	10	\$34.00 EA
	696-GLVH1W	3/4" Hose × 1/2" F1960 W/ MiniRester, Right Chrome Handle	✓	10	10	\$34.00 EA
	696-GLVH2W	3/4" Hose × 1/2" F1960 W/ MiniRester, Left Chrome Handle	✓	10	10	\$34.00 EA
	688-GVC0W	1/4" Comp. × 1/2" F1960 Top Chrome Handle	✓	10	10	\$17.50 EA
	688-GVH1W	3/4" Hose × 1/2" F1960 Top Chrome Handle	✓	10	10	\$17.50 EA
	688-GVC1W	3/8" Comp. × 1/2" F1960 Top Chrome Handle	✓	10	10	\$17.50 EA

* Rough-In Packs have frames sold separately

The Idea Of Fitting Freedom

» PEX, plumbers and the power to choose

When plumbing contractors choose to bid or install PEX piping systems, they often choose a PEX fitting system as well. This choice is important. It speaks to the contractor's appreciation of, and insistence on, quality and capability. Few other business decisions in the plumbing trade say as much about a contractor. PEX fitting systems help to define a contractor's brand. They often become one with the contractor's brand.

To help contractors maximize their potential as tradesmen and to define their brand of rough plumbing...

Sioux Chief has started a PEX REVOLUTION.

PowerPEX Multiple PEX Systems

As the only manufacturer offering all three major PEX fitting systems — F1807 (and F2159), F1960 and F2080, Sioux Chief gives the contractor the power to choose and puts him or her back at the center of PEX plumbing. This level of choice turns PEX on its head. We have given this rough plumbing revolution a name: **PowerPEX**.

When choosing a partner for your PEX installations, consider Sioux Chief's line of PowerPEX fitting systems. Sioux Chief brings you the quality parts and fitting systems that you deserve, and does so at the right price, with the right warranty and with a commitment to American manufacturing. With Sioux Chief, you have the power to choose your brand of quality PEX plumbing.



PowerPEX Dual & Hybrid PEX Systems

Historically, contractors who bid and installed PEX systems chose a single PEX fitting system. This made sense. They had one set of tools to manage and one type of fitting connection to learn. Today, a growing number of plumbing contractors are investing in two or more systems to expand their capabilities. Sioux Chief's PowerPEX fitting systems provide them with that opportunity.

Bidding More. Contractors who submit more bids have more chances to win bids. By adding capabilities to your company, you can be a contractor who bids more. With Sioux Chief's revolutionary PowerPEX fitting systems, you can bid just about any plumbing job.

Winning Bids. To win bids, it helps to have an angle. The ability to bid a single job in two or more ways is a good angle. For example, you could bid a single job twice, with different PowerPEX systems. Or you could bid a single job with a combination of PowerPEX fitting systems. Either way, you can offer your future customer options with confidence, and find your recipe for success.

TAKE THE FIELD.



24110 South Peculiar Drive
Peculiar, Missouri 64078
P 1.800.821.3944
F 1.800.758.5950
DISTRIBUTED BY

Check out our website at www.sioxchief.com for our current price list.

B.10/15

