

ROHL®

The Experience of Authentic Luxury™

www.rohlhome.com



GEORGIAN ERA EXPOSED FLOOR MOUNTED BATHTUB FILLER WITH HANDSHOWER AND CROSS HANDLES

Perrin & Rowe®

U.3013X/1

FEATURES

Kit Includes:

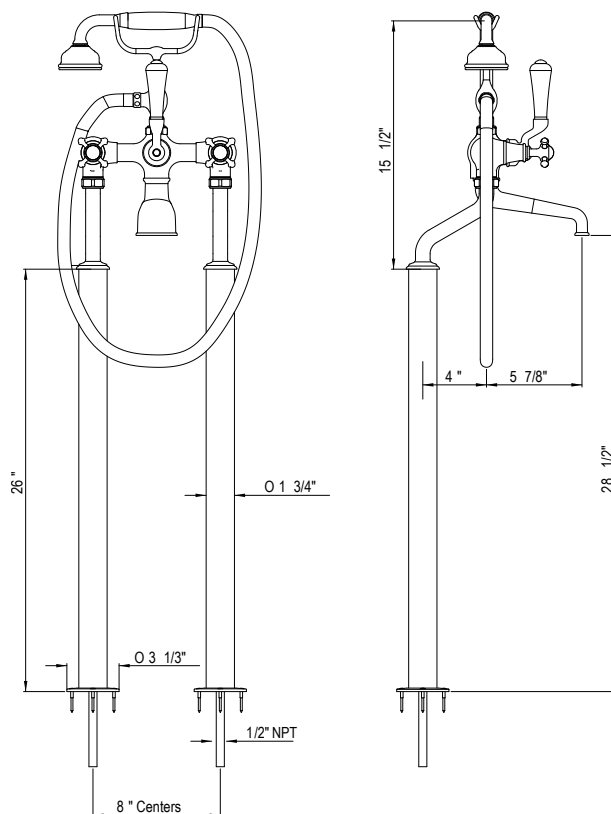
- U.3019X Tub/Shower Filler
- U.5380LS Handshower/Cradle
- U.6388 Pillar Unions/Floor Legs (set)

COLORS/FINISHES

- Polished Chrome
- Polished Nickel
- Satin Nickel
- Inca Brass
- English Bronze

WARRANTY

- Limited Lifetime



Consult your local ROHL showroom for additional information and specifications. For complete warranty details and a list of showrooms, go to www.rohlhome.com.

ROHL®

The Experience of Authentic Luxury™

www.rohlhome.com



GEORGIAN ERA EXPOSED TUB AND SHOWER MIXER WITHOUT UNIONS

Perrin & Rowe®

U.3019X

FEATURES

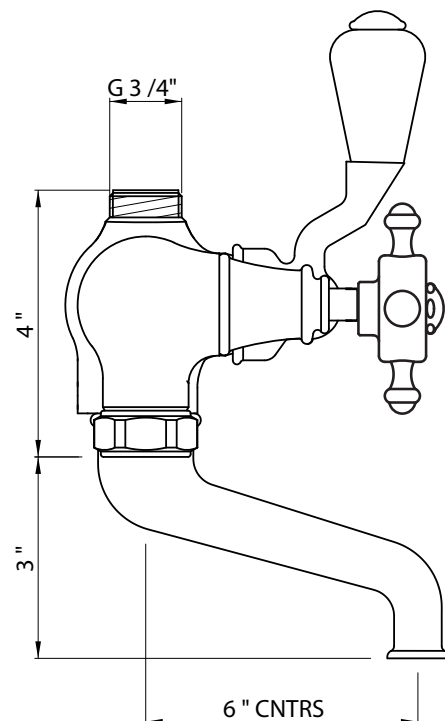
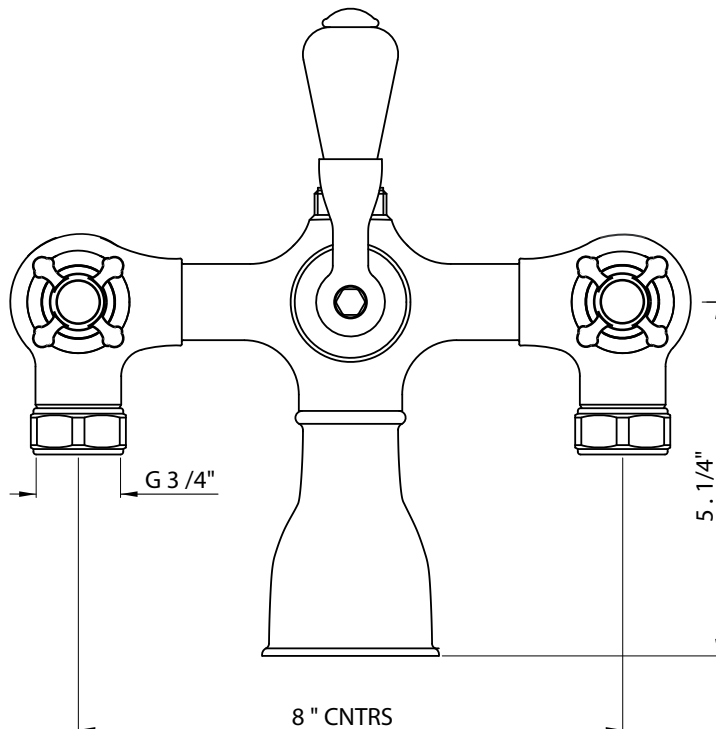
- Fixed spout
- Spout, valve housing, and handles made from solid brass
- 1/4-turn ceramic disc valves
- Unique handles fixing clip, engineered to increase the life of the valve
- 3/4" connections
- 19 GPM at 40 PSI

COLORS/FINISHES

- Polished Chrome
- Polished Nickel
- Satin Nickel
- Inca Brass
- English Bronze

WARRANTY

- Limited Lifetime





Handshower, Hose, and Cradle For Exposed Tub Fillers

ROHL Perrin & Rowe Bath

U.5380 (Porcelain Handshower)

U.5380LS (Metal Handshower)

FEATURES

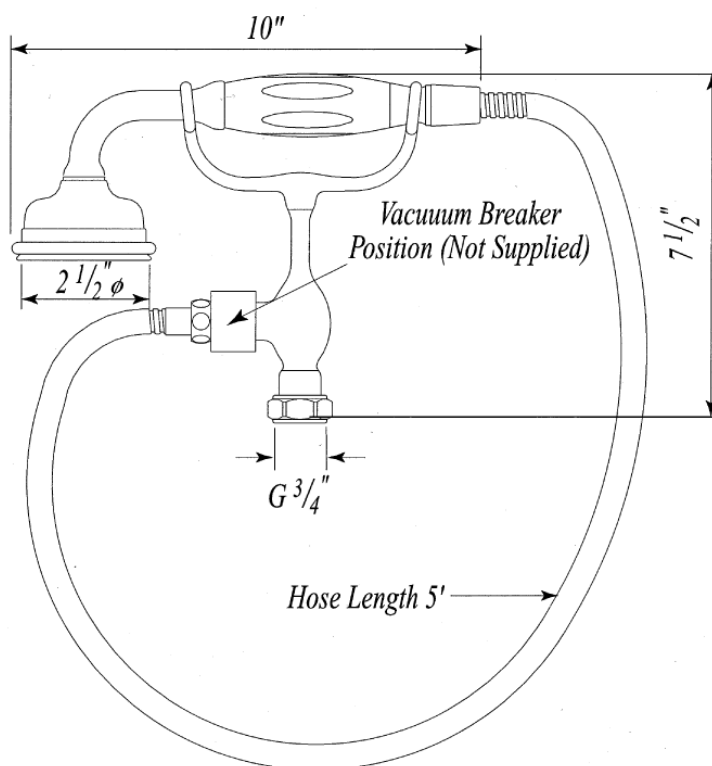
- For use with floor, wall or deck mounted bathtub filler/shower
- U.5380LS used with Georgian Era bathtub fillers
- Can be wall mounted using U.5546 wall outlet with adaptor U.5379
- 3/4" F x 1/2" M
- Suggested vacuum breaker V00275
- 60" hose

COLORS/FINISHES

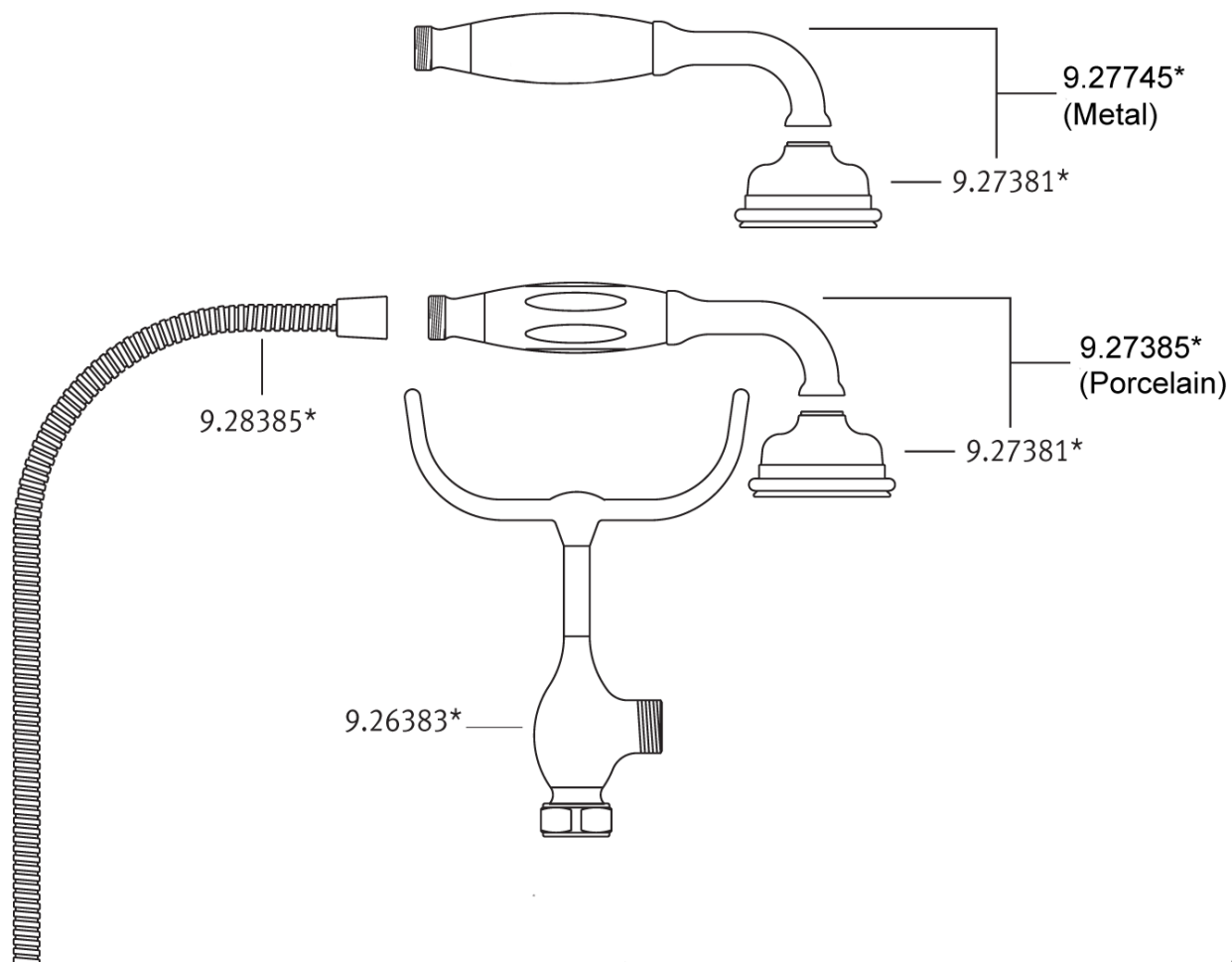
- Polished Chrome
- Polished Nickel
- Satin Nickel
- Inca Brass
- English Bronze

WARRANTY

- Limited Lifetime



U.5380 Spare Parts





Set Of Floor Supply Unions For Exposed Tub Fillers

ROHL Perrin & Rowe® Bath

U.6388

FEATURES


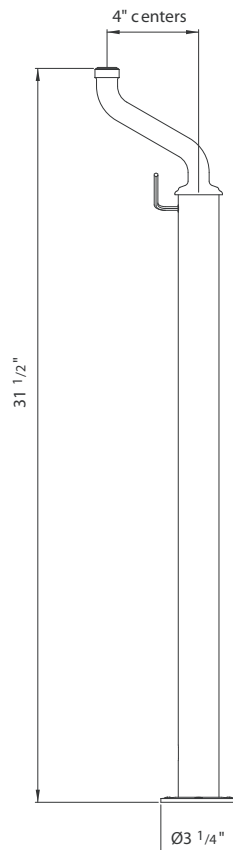
- 1/2" female NPT connection
- Integrated shut-off valve
- Separate rough and trim
- U.6399 3" extension unions available to lift height of filler valve

COLORS/FINISHES

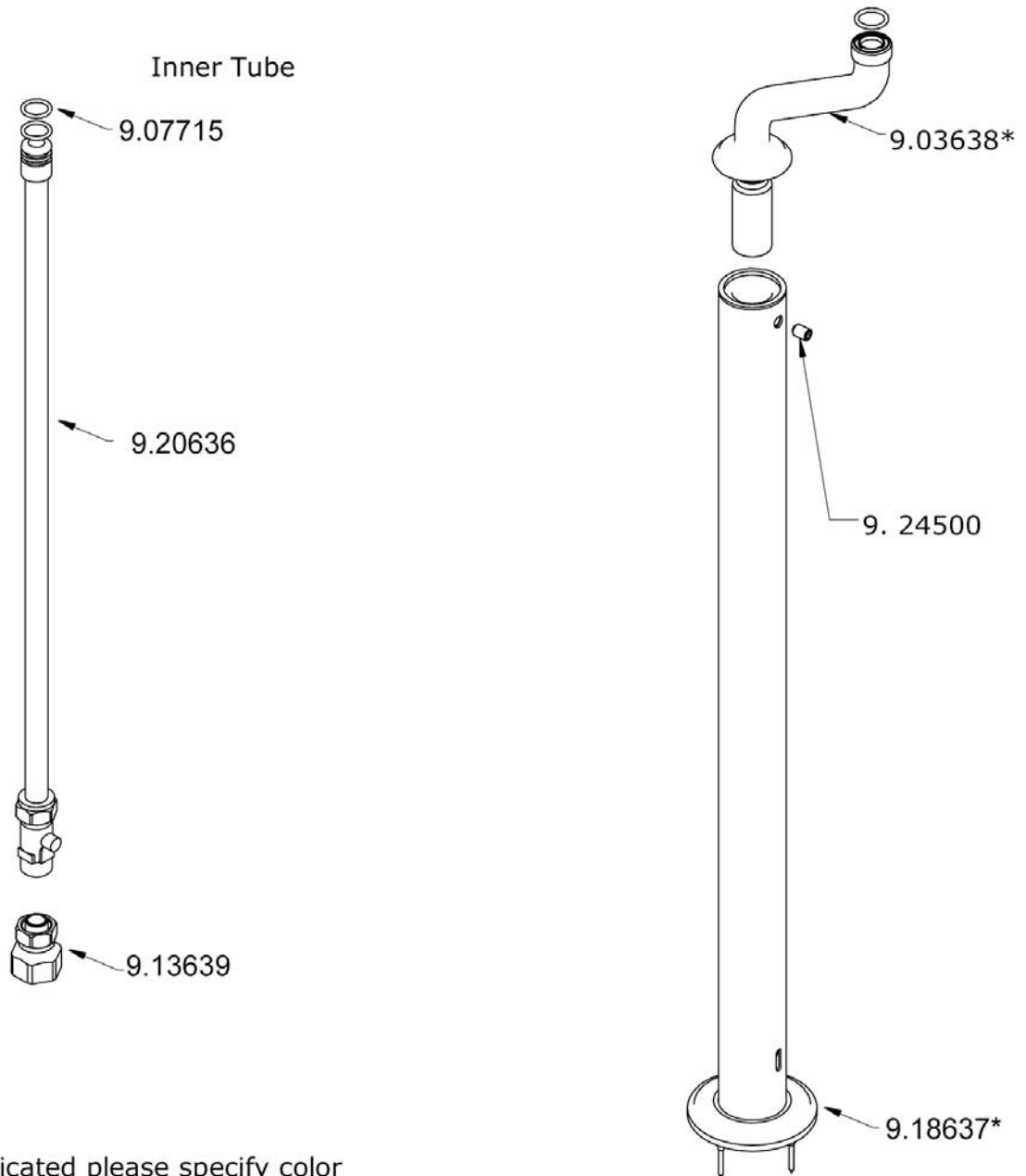
- Polished Chrome
- Polished Nickel
- Satin Nickel
- Inca Brass
- English Bronze

WARRANTY

- Limited Lifetime



U.6388 Spare Parts



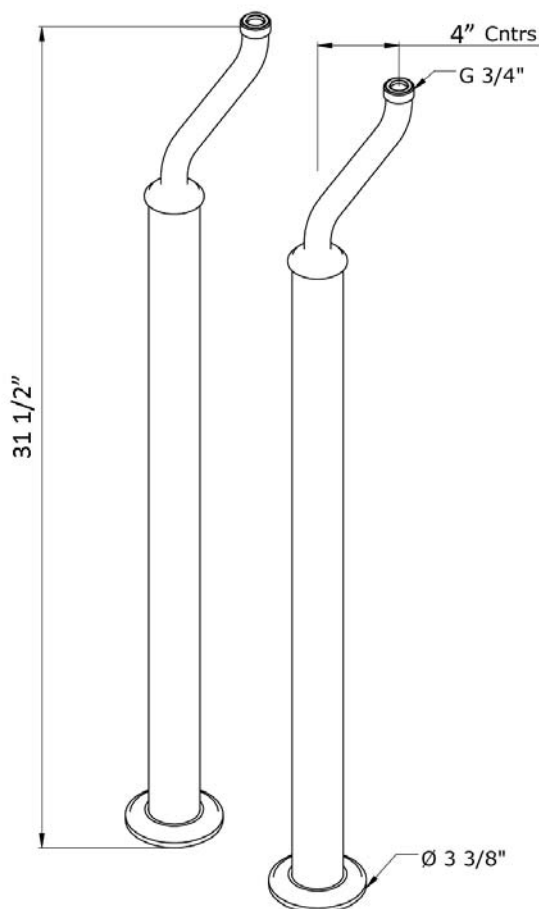
* Where indicated please specify color

U.6388 Insallation Guide Page 1



Floor Legs For Tub/Shower Mixer

Floor Legs - U.6388



Temp Range:
Min 1°C/34°F
Max 85°C/185°F

**Recommended
Working Pressure:**
Min 1bar/15psi
Max 5bar/75psi

Ideal performance obtained with equal hot & cold pressures.

U.6388 Insallation Guide Page 2

The Bathroom Collection Installation & User Guide

Congratulations on the purchase of your Perrin & Rowe Product. Correctly installed and with sensible care, this product will give you many years of trouble free service.

IMPORTANT INFORMATION

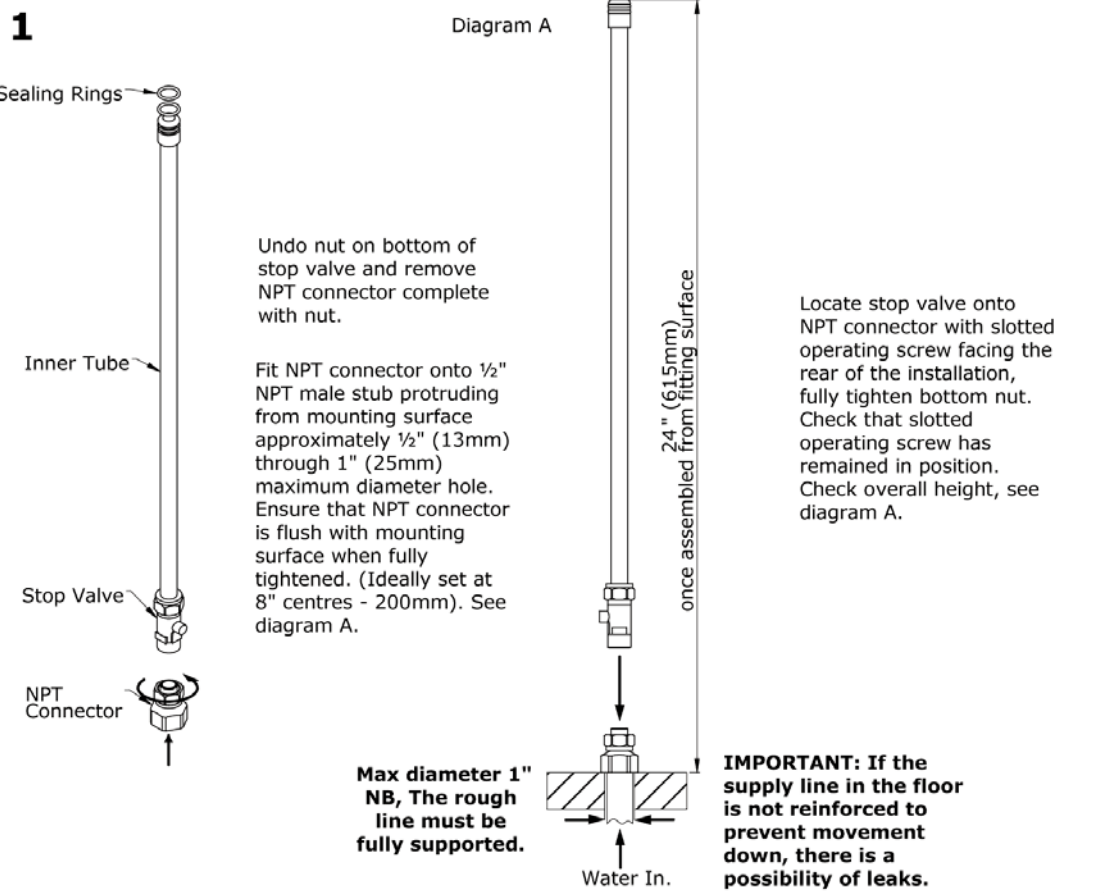
Before you proceed... We recommend you engage the services of a registered plumber to install this product.

For ease of possible future servicing, we also recommend the fitting of conveniently placed isolating valves.

In addition to the guide below it is essential that the written information overleaf is carefully read and understood.

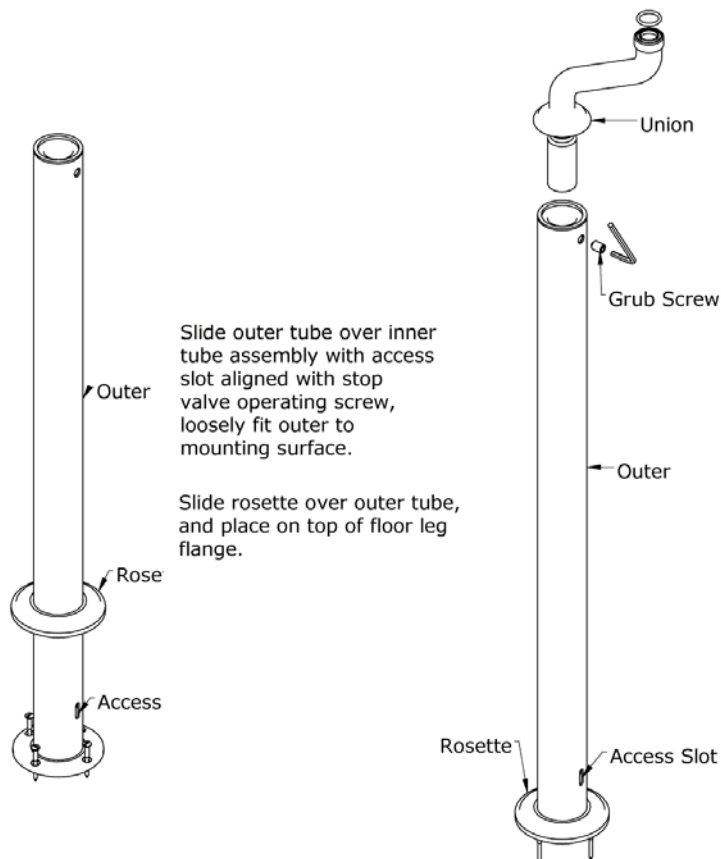
Preparation Check Box for Installer

- ☐ Flush the plumbing system before installing the Bathroom product. ☐ The hot supply should be on the left when viewed from the front of the fitting. ☐ Ensure the mounting surface is level.



U.6388 Insallation Guide Page 3

2



Slide union into outer taking care not to damage sealing rings once union has located on inner tube. Fully secure assembly to mounting surface.

The mixer can now be fitted using the installation instructions supplied.

Lock unions in position with the grub screw in the side of the outer tube using the hexagon key supplied.

Fully secure assembly to mounting surface.

BEFORE USE

- Carefully check the installation for leaks.
- If further building work is to be carried out in the vicinity, cover the tap with a plastic bag to avoid damaging the finish.
- Please ensure that the installation complies with local plumbing codes.

CARE & MAINTENANCE

Wipe down after use to avoid water spotting and mineral build up.

Occasional cleaning with warm soapy water, followed by a polish with a soft cloth is all that is required to keep the plated finish in good condition.

Do not use proprietary abrasive liquids, powders, or pads to clean the shower. Do not use any products with ammonia bleach or limescale remover. You will damage the plated finish and void your guarantee.

U.6388 Installation Guide Page 4

ROHL WARRANTY POLICY

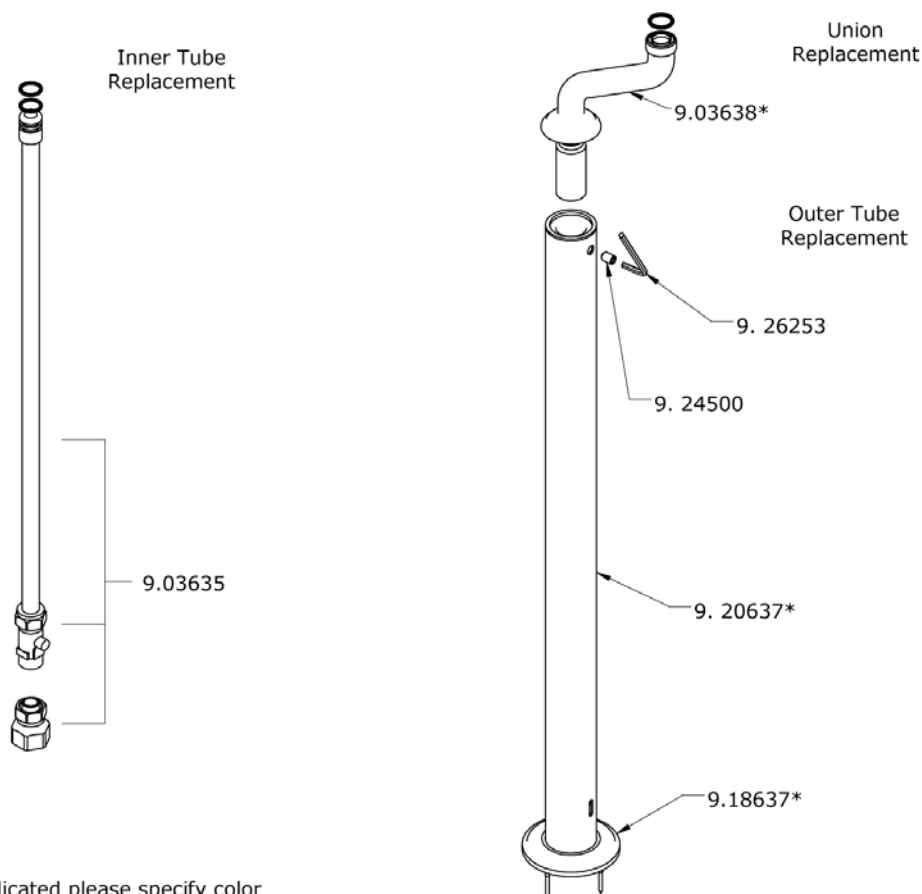
All products supplied by ROHL carry warranties against manufacturing defects.

Perrin & Rowe products carry a Limited Lifetime Warranty.

ROHL LLC will provide free of charge, as its options, replacement part(s) or product (or a comparable alternative product) to replace those which have proven defective in materials or workmanship.

For full ROHL LLC WARRANTY please contact ROHL or visit www.rohlhome.com

SPARES



* Where indicated please specify color

SPARE PARTS & SERVICE

ROHL

3 Parker
Irvine
CA 92618
(714) 557-1933

www.rohlhome.com

Perrin & Rowe products are manufactured in the UK, using the latest technology and built to the highest quality standards.

We would like to thank you for purchasing a Perrin & Rowe product and take this opportunity to invite you to look at other luxury products by us. Please contact us to receive our latest catalogue.