

# ROHL

Authentic Luxury for Kitchen and Bath®

[www.rohlhome.com](http://www.rohlhome.com)



## GEORGIAN ERA EXPOSED FLOOR MOUNTED BATHTUB FILLER WITH HANDSHOWER AND LEVER HANDLES

ROHL Perrin & Rowe® Bath

**U.3012LSP/1** (Metal Levers with Porcelain Caps)  
**U.3012LS/1** (All Metal Levers)

### FEATURES

Kit Includes:

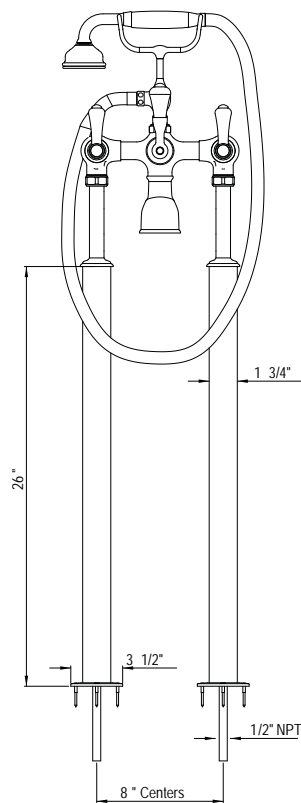
- U.3018 - Tub/Shower Filler
- U.5380LS - Handshower/Cradle
- U.6388 - Pillar Unions/Floor Legs (set)

### COLORS/FINISHES

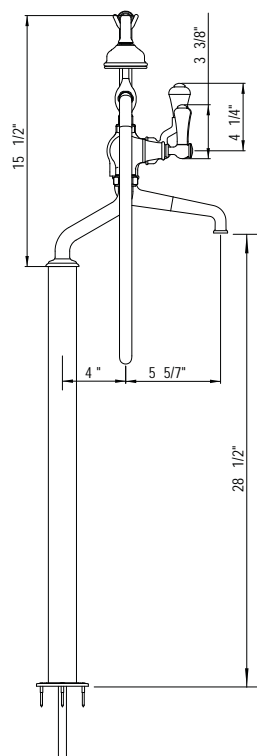
- Polished Chrome
- Polished Nickel
- Satin Nickel
- Inca Brass
- English Bronze

### WARRANTY

- Limited Lifetime



**U.3012LSP/1**



**U.3012LS/1**

# ROHL®

The Experience of Authentic Luxury™

[www.rohlhome.com](http://www.rohlhome.com)



## GEORGIAN ERA EXPOSED BATHTUB/SHOWER MIXER WITH LEVER HANDLES

ROHL Perrin & Rowe® Bath

**U.3018LSP** (Metal Levers with Porcelain Caps)  
**U.3018LS** (All Metal Levers)

### FEATURES

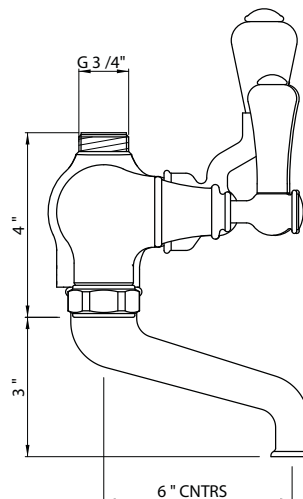
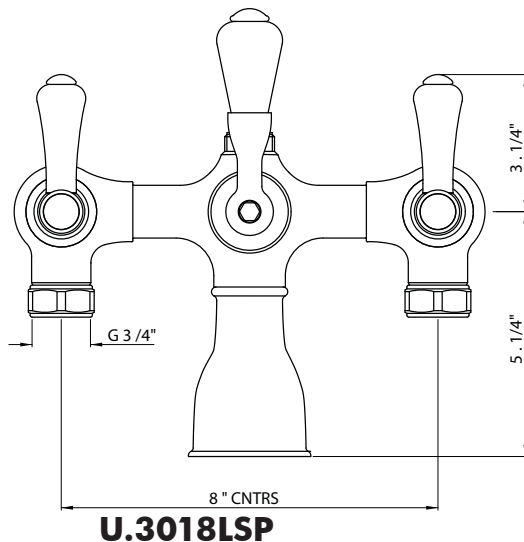
- Fixed spout
- Spout, valve housing, and handles made from solid brass
- 1/4-turn ceramic disc valves
- Unique handles fixing clip, engineered to increase the life of the valve
- 3/4" connections
- 19 GPM at 40 PSI

### COLORS/FINISHES

- Polished Chrome
- Polished Nickel
- Satin Nickel
- Inca Brass
- English Bronze

### WARRANTY

- Limited Lifetime



**U.3018LS**



## Handshower, Hose, and Cradle For Exposed Tub Fillers

ROHL Perrin & Rowe Bath

**U.5380 (Porcelain Handshower)**

**U.5380LS (Metal Handshower)**

### FEATURES

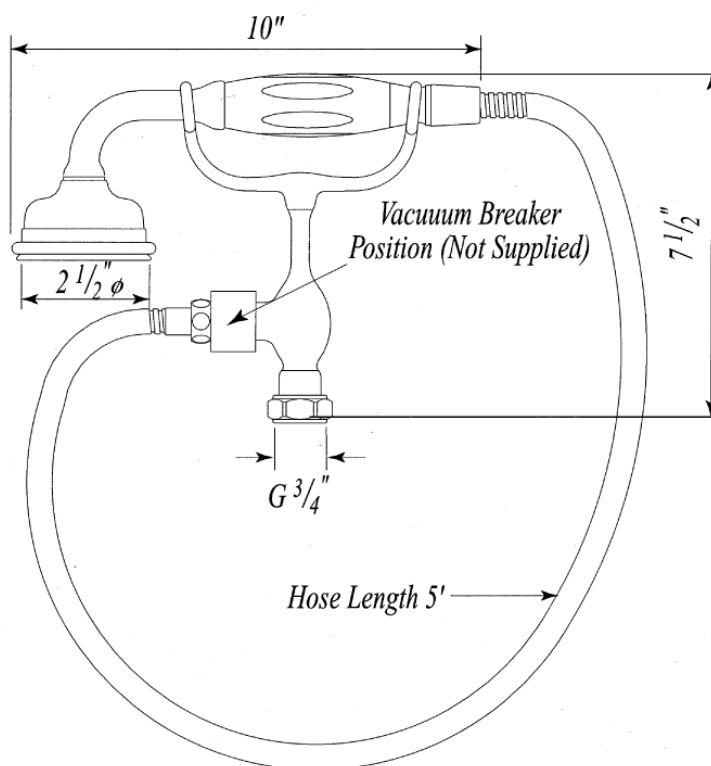
- For use with floor, wall or deck mounted bathtub filler/shower
- U.5380LS used with Georgian Era bathtub fillers
- Can be wall mounted using U.5546 wall outlet with adaptor U.5379
- 3/4" F x 1/2" M
- Suggested vacuum breaker V00275
- 60" hose

### COLORS/FINISHES

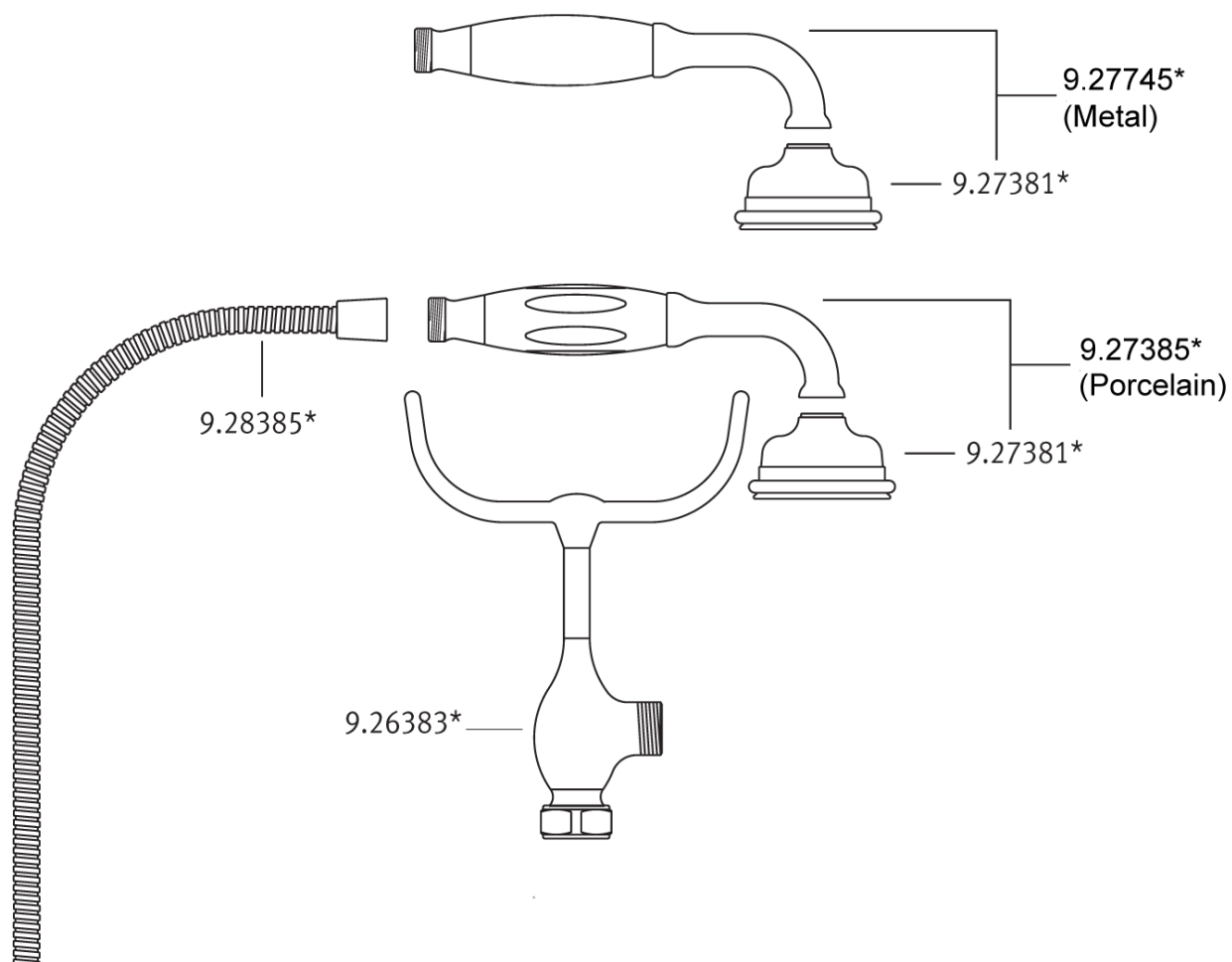
- Polished Chrome
- Polished Nickel
- Satin Nickel
- Inca Brass
- English Bronze

### WARRANTY

- Limited Lifetime



## U.5380 Spare Parts





## Set Of Floor Supply Unions For Exposed Tub Fillers

ROHL Perrin & Rowe® Bath

### U.6388

#### FEATURES


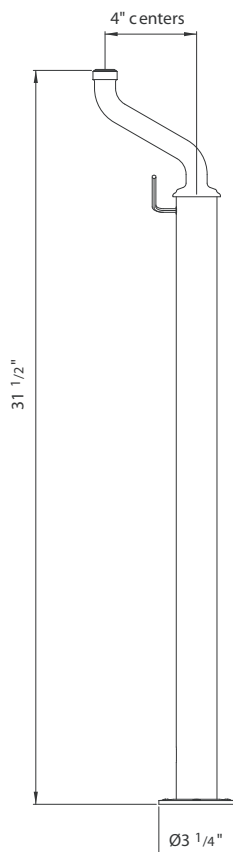
- 1/2" female NPT connection
- Integrated shut-off valve
- Separate rough and trim
- U.6399 3" extension unions available to lift height of filler valve

#### COLORS/FINISHES

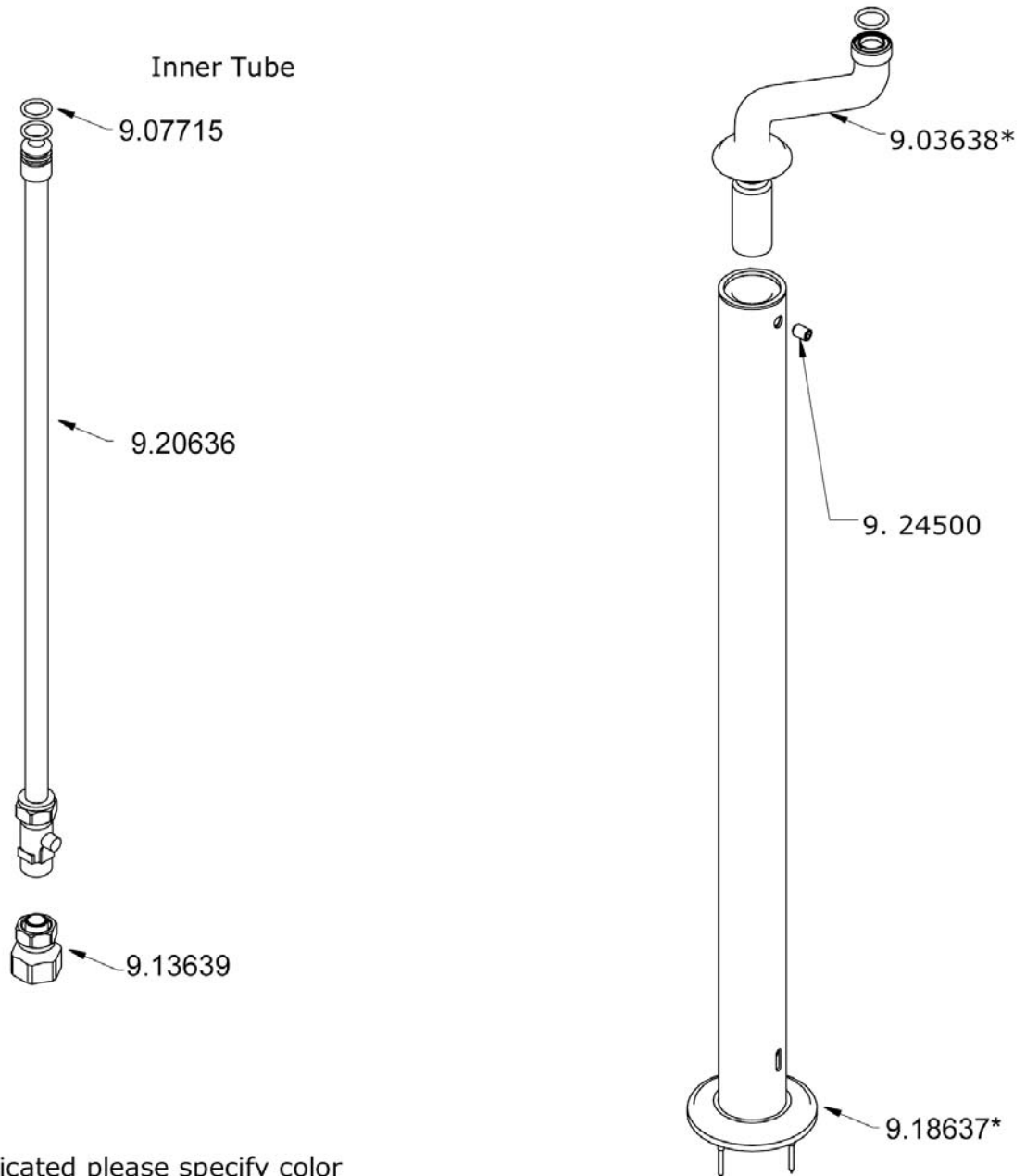
- Polished Chrome
- Polished Nickel
- Satin Nickel
- Inca Brass
- English Bronze

#### WARRANTY

- Limited Lifetime



## U.6388 Spare Parts



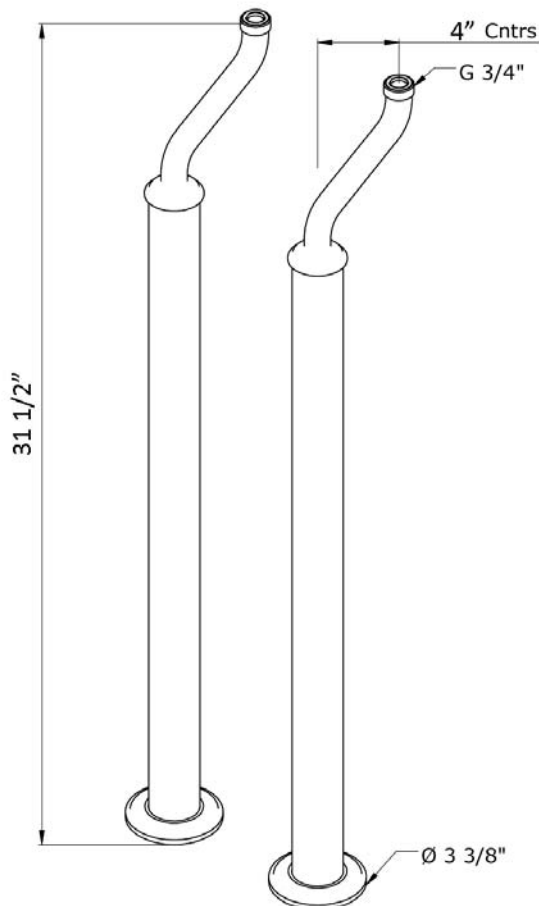
\* Where indicated please specify color

## U.6388 Insallation Guide Page 1



### Floor Legs For Tub/Shower Mixer

Floor Legs - U.6388



**Temp Range:**  
Min 1°C/34°F  
Max 85°C/185°F

**Recommended  
Working Pressure:**  
Min 1bar/15psi  
Max 5bar/75psi

**Ideal performance obtained with equal hot & cold pressures.**

## U.6388 Insallation Guide Page 2

### The Bathroom Collection Installation & User Guide

*Congratulations on the purchase of your Perrin & Rowe Product. Correctly installed and with sensible care, this product will give you many years of trouble free service.*

#### IMPORTANT INFORMATION

**Before you proceed...** We recommend you engage the services of a registered plumber to install this product.

**For ease of possible future servicing, we also recommend the fitting of conveniently placed isolating valves.**

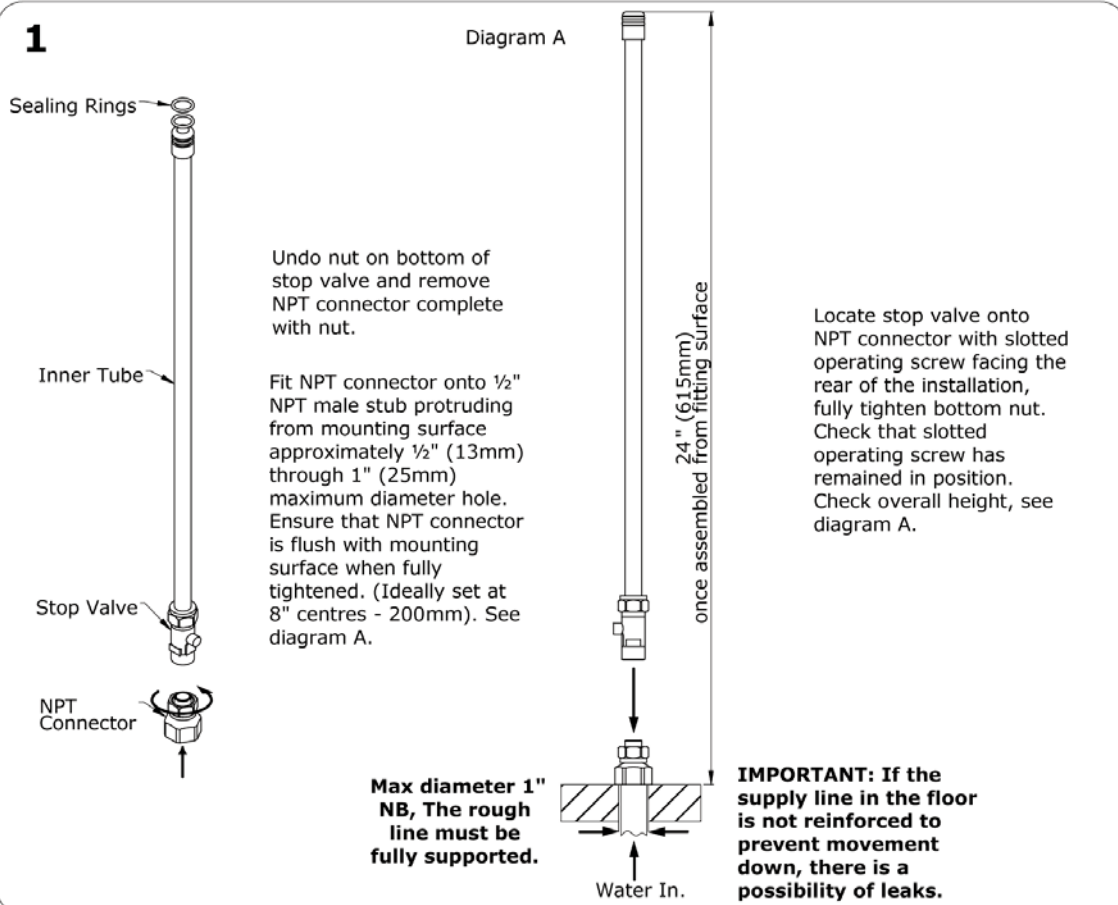
**In addition to the guide below it is essential that the written information overleaf is carefully read and understood.**

#### Preparation Check Box for Installer

- ☐ Flush the plumbing system before installing the Bathroom product. ☐ The hot supply should be on the left when viewed from the front of the fitting. ☐ Ensure the mounting surface is level.

**1**

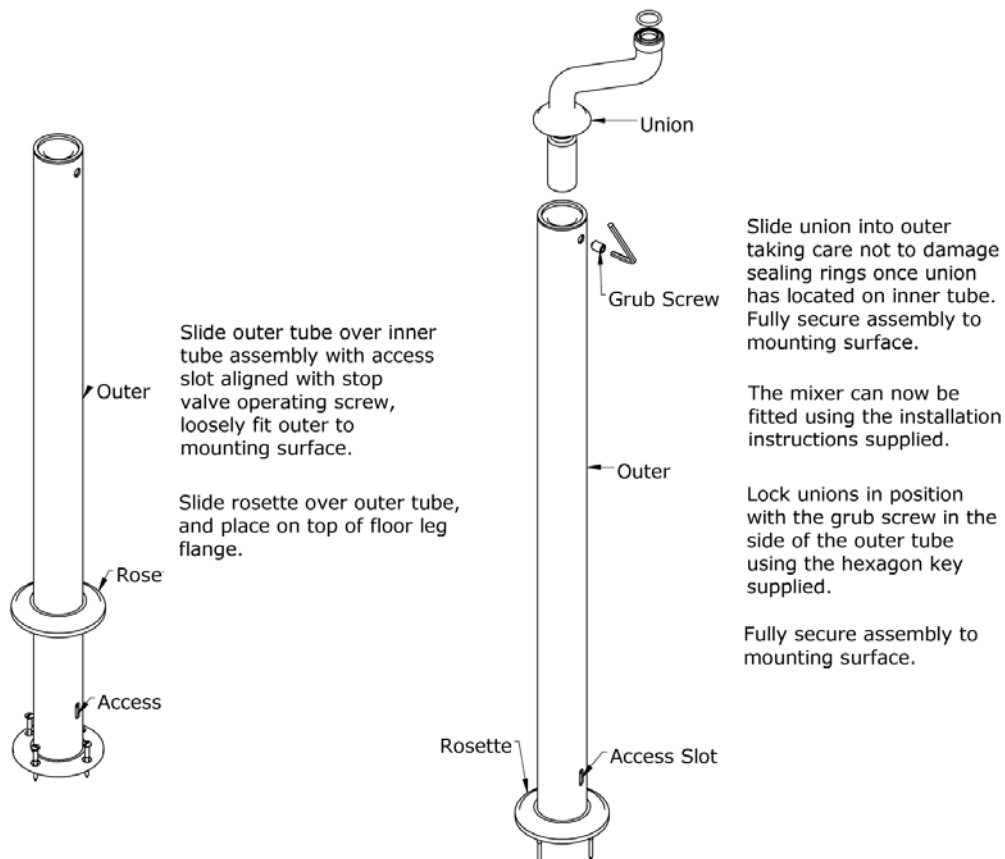
Diagram A





## U.6388 Insallation Guide Page 3

2



### BEFORE USE

- Carefully check the installation for leaks.
- If further building work is to be carried out in the vicinity, cover the tap with a plastic bag to avoid damaging the finish.
- Please ensure that the installation complies with local plumbing codes.

### CARE & MAINTENANCE

Wipe down after use to avoid water spotting and mineral build up.

Occasional cleaning with warm soapy water, followed by a polish with a soft cloth is all that is required to keep the plated finish in good condition.

**Do not use proprietary abrasive liquids, powders, or pads to clean the shower. Do not use any products with ammonia bleach or limescale remover. You will damage the plated finish and void your guarantee.**

## U.6388 Installation Guide Page 4

### ROHL WARRANTY POLICY

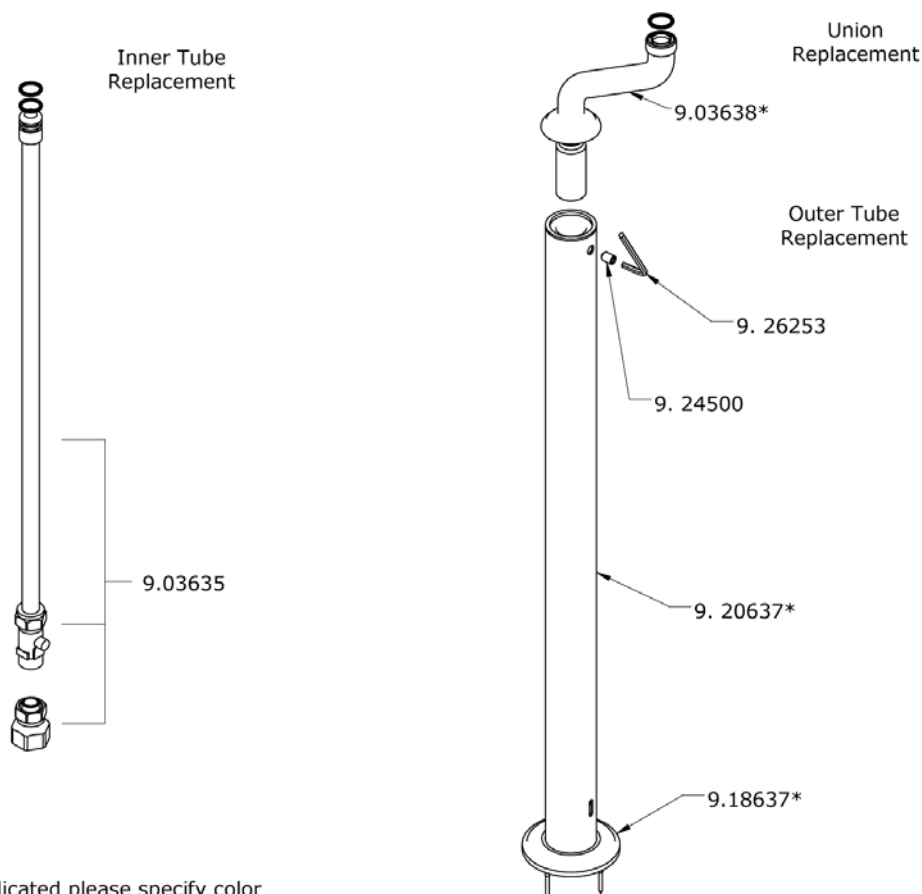
All products supplied by ROHL carry warranties against manufacturing defects.

Perrin & Rowe products carry a Limited Lifetime Warranty.

ROHL LLC will provide free of charge, as its options, replacement part(s) or product (or a comparable alternative product) to replace those which have proven defective in materials or workmanship.

For full ROHL LLC WARRANTY please contact ROHL or visit [www.rohlhome.com](http://www.rohlhome.com)

### SPARES



\* Where indicated please specify color

### SPARE PARTS & SERVICE

## ROHL

3 Parker  
Irvine  
CA 92618  
(714) 557-1933

[www.rohlhome.com](http://www.rohlhome.com)

Perrin & Rowe products are manufactured in the UK, using the latest technology and built to the highest quality standards.

We would like to thank you for purchasing a Perrin & Rowe product and take this opportunity to invite you to look at other luxury products by us. Please contact us to receive our latest catalogue.