

FEATURES

- An attractive, frameless smooth sliding Bypass shower door that features a special Nano protected surface treatment that keeps glass looking clean.
- Can be trimmed up to 4" width adjustment.
- Walk-in opening: 19" - 23" (SMBRP48xx model), 25" - 29" (SMBRP60xx model).
- Optional wall profiles on the sides allow 3/8" each side out-of-plumb adjustment.
- Clearance height is 75.5" for 80" high, 65.5" for 70" high, and 57.5" for 62" high shower door.
- Tempered glass is ANSI Z97.1 certified.
- Glass Thickness: 5/16" (8mm) available in Clear and Pattern Frost.
- Stainless Steel rollers and frame provide a smooth and quiet gliding operation.
- Hardware finishes: Polished Chrome, Brushed Nickel, and Matte Black.
- Easy to install.
- Shower base threshold minimum requirement is 3-3/8" wide.
- Limited Lifetime Warranty for both residential and commercial.
- IMPORTANT! All measurements should be taken only AFTER walls are finished (tile, back walls, etc.); Professional installation recommended.
- Handles are not included. See the handle selection next page.
Add the handle model no. to the shower door model no. to complete the order.



Specify Model

	Size	Model	Glass	Width	Height	Depth	Weight
<input type="checkbox"/>	48" x 80"	SMBRP488008C-	Clear (8mm)	48"	80"	3.05"	148 lbs.
<input type="checkbox"/>	48" x 80"	SMBRP488008F-	Frosted (8mm)	48"	80"	3.05"	148 lbs.
<input type="checkbox"/>	60" x 80"	SMBRP608008C-	Clear (8mm)	60"	80"	3.05"	184 lbs.
<input type="checkbox"/>	60" x 80"	SMBRP608008F-	Frosted (8mm)	60"	80"	3.05"	184 lbs.
<input type="checkbox"/>	60" x 62"	SMBRP606208C-	Clear (8mm)	60"	62"	3.05"	152 lbs.
<input type="checkbox"/>	60" x 62"	SMBRP606208F-	Frosted (8mm)	60"	62"	3.05"	152 lbs.
<input type="checkbox"/>	60" x 70"	SMBRP607008C-	Clear (8mm)	60"	70"	3.05"	167 lbs.
<input type="checkbox"/>	60" x 70"	SMBRP607008F-	Frosted (8mm)	60"	70"	3.05"	167 lbs.

To Be Specified: Hardware Color

<input type="checkbox"/>	PC Chrome
<input type="checkbox"/>	BN Brushed Nickel
<input type="checkbox"/>	MB Matte Black



Chrome



Brushed Nickel



Matte Black

To Be Specified: Glass


<input type="checkbox"/>	C Clear
<input type="checkbox"/>	L Low Iron



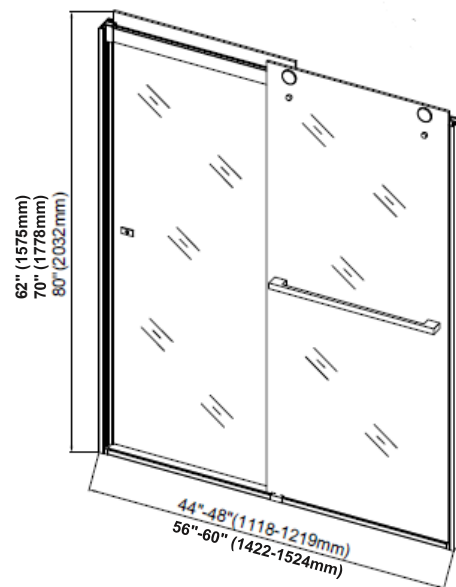
Clear



Low Iron



Pattern Frost Glass




FEATURES

- Handles are available in 3 distinctive series.
- Handle size is 19.69" (500mm) center hole to center hole.
- Finish: Polished Chrome (PC), Brushed Stainless (BS), Matte Black (MB) and Champagne Bronze (CB).
- Limited Lifetime Warranty for residential use and 1 year when used commercially.

Pinnacle, Diamond & Meridian Series Shower Door Handles

Our extensive collection of high end handles add a distinctive look to your shower door and bathroom.



* Matching grab bar available in different sizes.

1. Specify Model: Series & Style

Model	Style	Weight
-------	-------	--------

PINNACLE SERIES


<input type="checkbox"/>	PH-BPD-	Pinnacle Bypass Handles (Pair)	6 lbs.
<input type="checkbox"/>	PH-BND-D-	Pinnacle Barn Door Double Sided	6 lbs.
<input type="checkbox"/>	PH-BND-K-	Pinnacle Barn Door Handle & Knob	4 lbs.

DIAMOND SERIES

<input type="checkbox"/>	DH-BPD-	Diamond Bypass Handles (Pair)	4 lbs.
<input type="checkbox"/>	DH-BND-D-	Diamond Barn Door Double Sided	3 lbs.
<input type="checkbox"/>	DH-BND-K-	Diamond Barn Door Handle & Knob	2 lbs.

MERIDIAN SERIES

<input type="checkbox"/>	MH-BPD-	Meridian Bypass Handles (Pair)	4 lbs.
<input type="checkbox"/>	MH-BND-D-	Meridian Barn Door Double Sided	3 lbs.
<input type="checkbox"/>	MH-BND-K-	Meridian Barn Door Handle & Knob	2 lbs.



2. To Be Specified: Handle Name

PINNACLE SERIES

<input type="checkbox"/>	N Nicholson
--------------------------	-------------

DIAMOND SERIES


<input type="checkbox"/>	J Juliette
<input type="checkbox"/>	BP *Barrington Plain
<input type="checkbox"/>	BK Barrington Knurled

MERIDIAN SERIES

<input type="checkbox"/>	T Tyler
<input type="checkbox"/>	S Sampson
<input type="checkbox"/>	C Contour
<input type="checkbox"/>	R Royston

3. To Be Specified: Handle Color

<input type="checkbox"/>	PC Polished Chrome
<input type="checkbox"/>	BS Brushed Stainless
<input type="checkbox"/>	CB Champagne Bronze
<input type="checkbox"/>	MB Matte Black



Chrome Brushed Stainless Champagne Bronze Matte Black

* **Barrington Plain** handles are only available in Chrome finish.
Barrington Knurled handles are available in Brushed Nickel, Matte Black and Champagne Bronze.