

TRIM

- Brass trim plate and handle
- 6" stainless steel shower arm
- 3 function 3-3/4" ABS showerhead
- 2.5 gpm
- ADA compliant lever handle

VALVE

- Pressure balance shower valve
- Single function
- 1/2" NPT male thread
- Screw stop to adjust water flow rate
- Solid brass material
- Plastic built-in box
- Ceramic cartridge

Warranty: Limited Lifetime Residential /
1-Year Limited Commercial

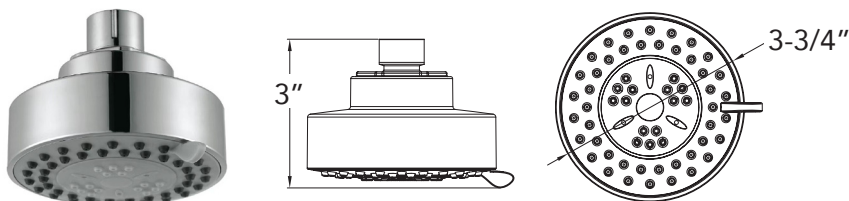
SERENITY KIT COLORS

| | |
|--------------------------|---------------------------|
| <input type="checkbox"/> | PC Polished Chrome |
| <input type="checkbox"/> | BN Brushed Nickel |

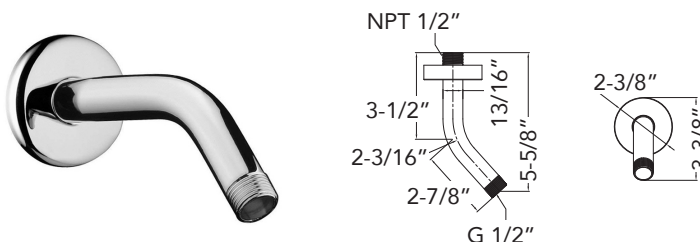


INCLUDED SHOWER COMPONENTS:

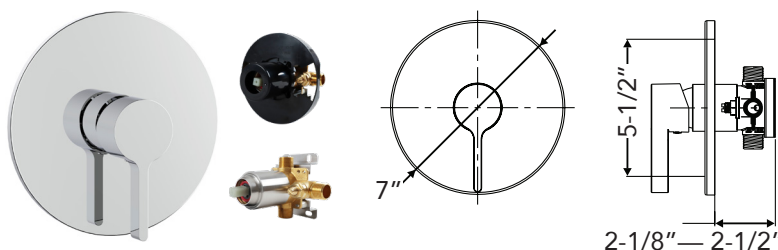
EVANNA Three Function Showerhead SMSESH3F4-



Basic 6" Shower Arm w/ Round Escutcheon SMBSA6R-



THEO Single Function Pressure Balance Valve SMVTP1R-



**Compliance Certifications-
Meet or Exceed the Following Specifications**



Meets the Americans with Disabilities Act guidelines and ANSI A17.1 requirements for accessible and usable building facilities-check local codes when installed per accessibility guidelines of the act.