

FEATURES


- Made of high-quality plywood, offering superior sturdiness and longevity.
- Glue and Staple
- Full Access Cabinet
- Material: 1/2" Thick Plywood with UV Coating
- 36"W floating shelf comes with 1 mouting bracket.
- 48"W and 60"W floating shelves come with 2 mounting brackets.
- Recommended Maximum Weight: 25 lbs.
- Touch-Up Kit (SMTOUCHUPKIT) available to repair minor nicks and scratches (sold separately)

COLORS

- 6 colors available. White, Light Grey, Navy Blue, and Green are all Painted colors. Tan Wood and Smokey Grey are both Stained Wood colors.

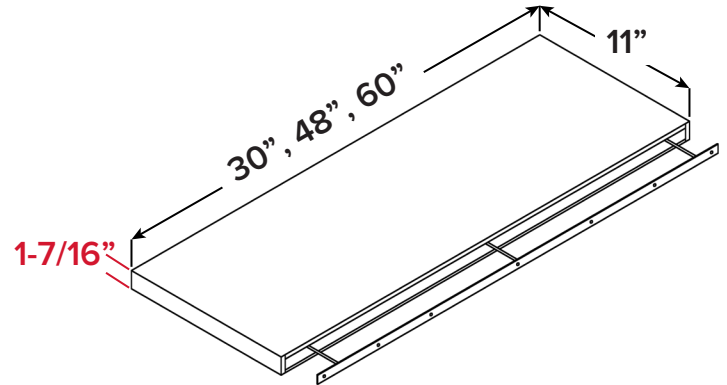
WARRANTY

- 5-Year Limited Residential Warranty.



Cabinet Models







	Model No.	Overall Size W x H x D	No Doors	Ship Wt.(lbs)
FLOATING SHELVES				
<input type="checkbox"/>	SMFS36-	36" x 1 $\frac{1}{16}$ " x 11"	NA	14
<input type="checkbox"/>	SMFS48-	48" x 1 $\frac{1}{16}$ " x 11"	NA	21
<input type="checkbox"/>	SMFS60-	60" x 1 $\frac{1}{16}$ " x 11"	NA	24



CABINET COLOR OPTIONS

<input type="checkbox"/>	TW Tan Wood	<input type="checkbox"/>	WH White	<input type="checkbox"/>	SG Smokey Grey
<input type="checkbox"/>	LG Light Grey	<input type="checkbox"/>	NB Navy Blue	<input type="checkbox"/>	GR Green

Cabinet Colors:

					
TW Tan Wood	WH White	SG Smokey Grey	LG Light Grey	NB Navy Blue	GR Green