



### Features

- Double equal bowl.
- Durable high gloss finish.
- Pre-drilled for four-hole faucet.
- Features gently sloping saddle and tight corner radii.
- 9" (229 mm) basin depth.
- 33" (838 mm) x 22" (559 mm) x 9" (229 mm)

### Material

- Compression molded from our exclusive Vikrell® material.

### Installation

- Top-mount or undercounter mount installation.



### Codes/Standards



ASME A112.19.3/CSA B45.4

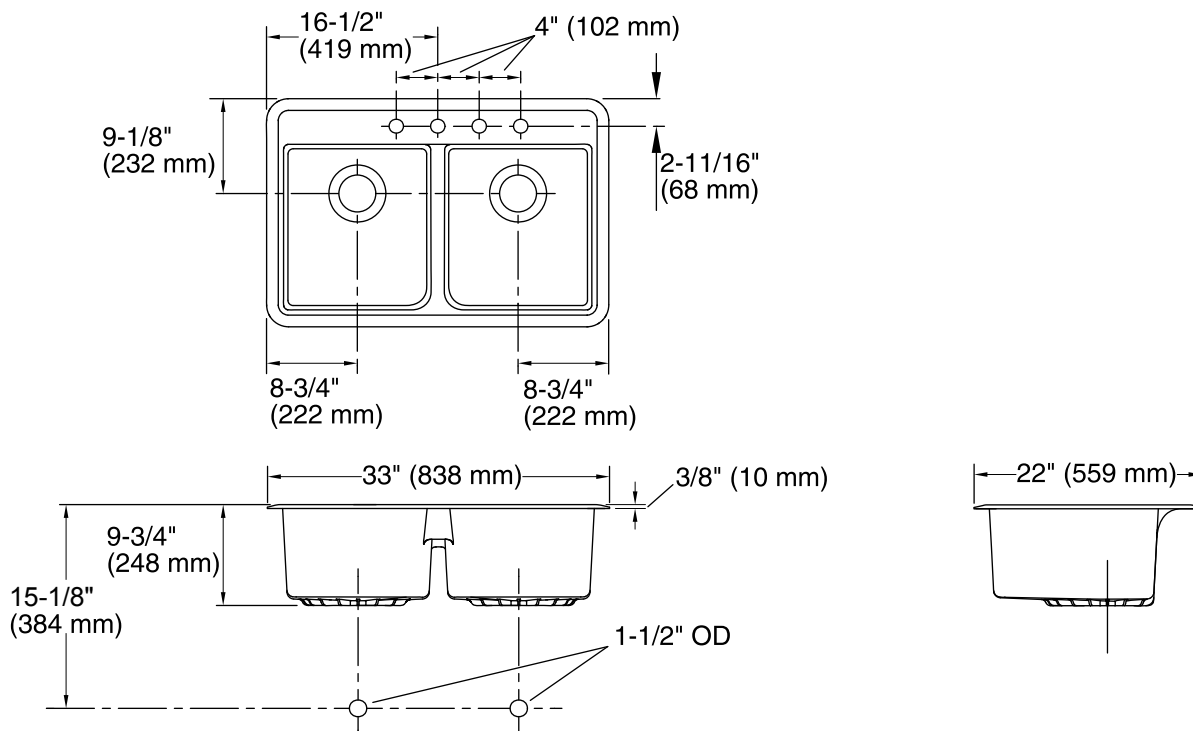
### STERLING® Warranty - Fixtures Made of Solid Vikrell Material

See website for detailed warranty information.

### Available Color/Finishes

*Color tiles intended for reference only.*

Color	Code	Description
	0	White
	96	KOHLER Biscuit



### Technical Information

All product dimensions are nominal.

Bowl configuration: Double equal

Installation: Top-mount, Under-mount

Cutout: Top-mount, 31-1/2" x 20-1/2" (800 mm x 521 mm)

Bowl area (Left) Length: 14" (356 mm)  
Width: 16" (406 mm)  
Bowl depth: 9" (229 mm)

Bowl area (Right) Length: 14" (356 mm)  
Width: 16" (406 mm)  
Bowl depth: 9" (229 mm)

Number of deck holes: 4

Faucet hole(s): 1-3/8" (35 mm)

Drain hole: 3-1/2" (89 mm)

Template: 1109797-7, required, included

### Notes

Install this product according to the installation instructions.