



# Windham™

## HET-High Efficiency Toilet

### 403081

#### Features

- Optimized siphonic flush action maximizes bulk waste removal; one flush performance.
- Elongated bowl has an extended rim length for comfortable use by adults.

#### Material

- Crafted of Grade A vitreous china to provide a durable, non-porous product with a hard, glossy finish

#### Installation

- Three-bolt quick-connect installation system.

#### Water Conservation & Rebates

- Uses 1.28 gallons of water per flush; meets today's strict water conservation standards.

#### Components

Additional included component/s: Tank lid, Trip lever, and Bolt cap accessory pack.



#### Codes/Standards



ASME A112.19.2/CSA B45.1  
EPA WaterSense®

#### STERLING® Warranty - Toilets and Lavatories

See website for detailed warranty information.

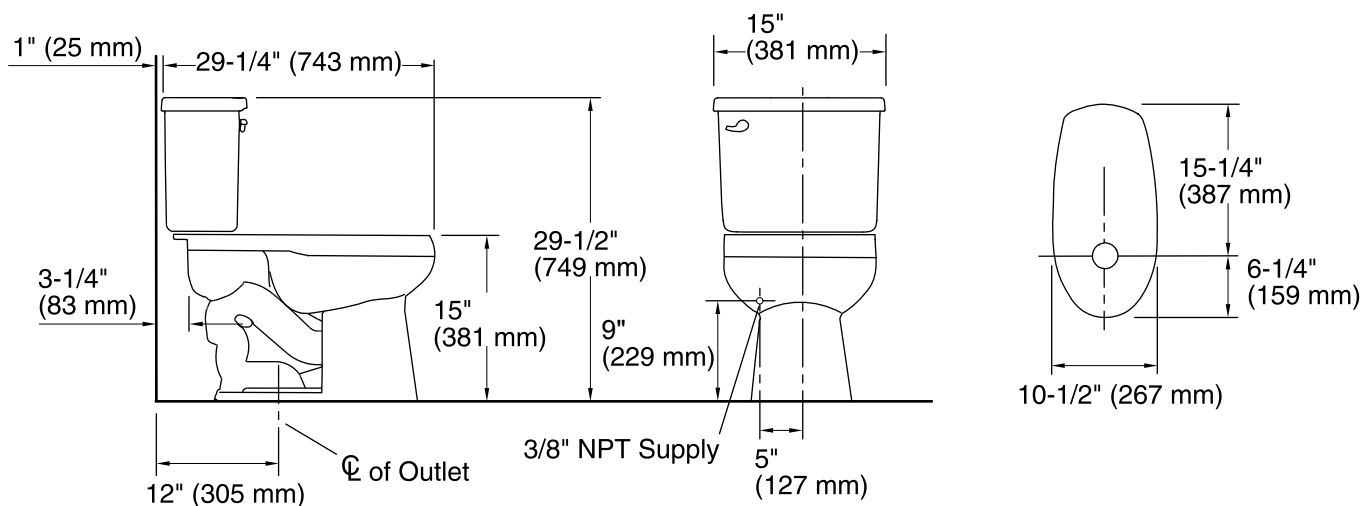
#### Available Color/Finishes

*Color tiles intended for reference only.*

Color	Code	Description
	0	White
	96	KOHLER Biscuit



HET-High Efficiency Toilet  
403081



## Technical Information

All product dimensions are nominal.

Toilet type: Two-piece

Bowl shape: Elongated front

Trap passageway: 2" (51 mm)

Water surface size: 8" x 9" (203 mm x 229 mm)

Seat-mounting holes: 5-1/2" (140 mm)

## Notes

Install this product according to the installation instructions.

One flush cleansing of the bowl per ASME A112.19.2/CSA B45.1 and Dual Flush toilets per ASME A112.19.14-2006 performance requirements, when installed and operated per instructions packed with the product.