

Features

- Frameless design highlights showering area.
- Frameless, 1/4" (6 mm) thick tempered glass.
- Center-guided mechanism for smooth, quiet sliding action and easy cleaning.
- Reversible top track offers multiple aesthetic options.
- CleanCoat® technology creates a barrier between the water and glass to help keep your shower door looking new.
- Wide variety of finishes and glass patterns.
- Inside and outside towel bars complete the look of this door.

Material

- Anodized aluminum prevents rusting or corrosion.
- Tempered glass ensures maximum safety and durability.

Installation

- Out-of-plumb adjustability allows for simpler installation.
- Can be installed to open to the left or right.

Components

Additional included component/s: Hardware kit.



Codes/Standards



ANSI Z97.1 (Tempered Glass)
CPSC 16CFR 1201

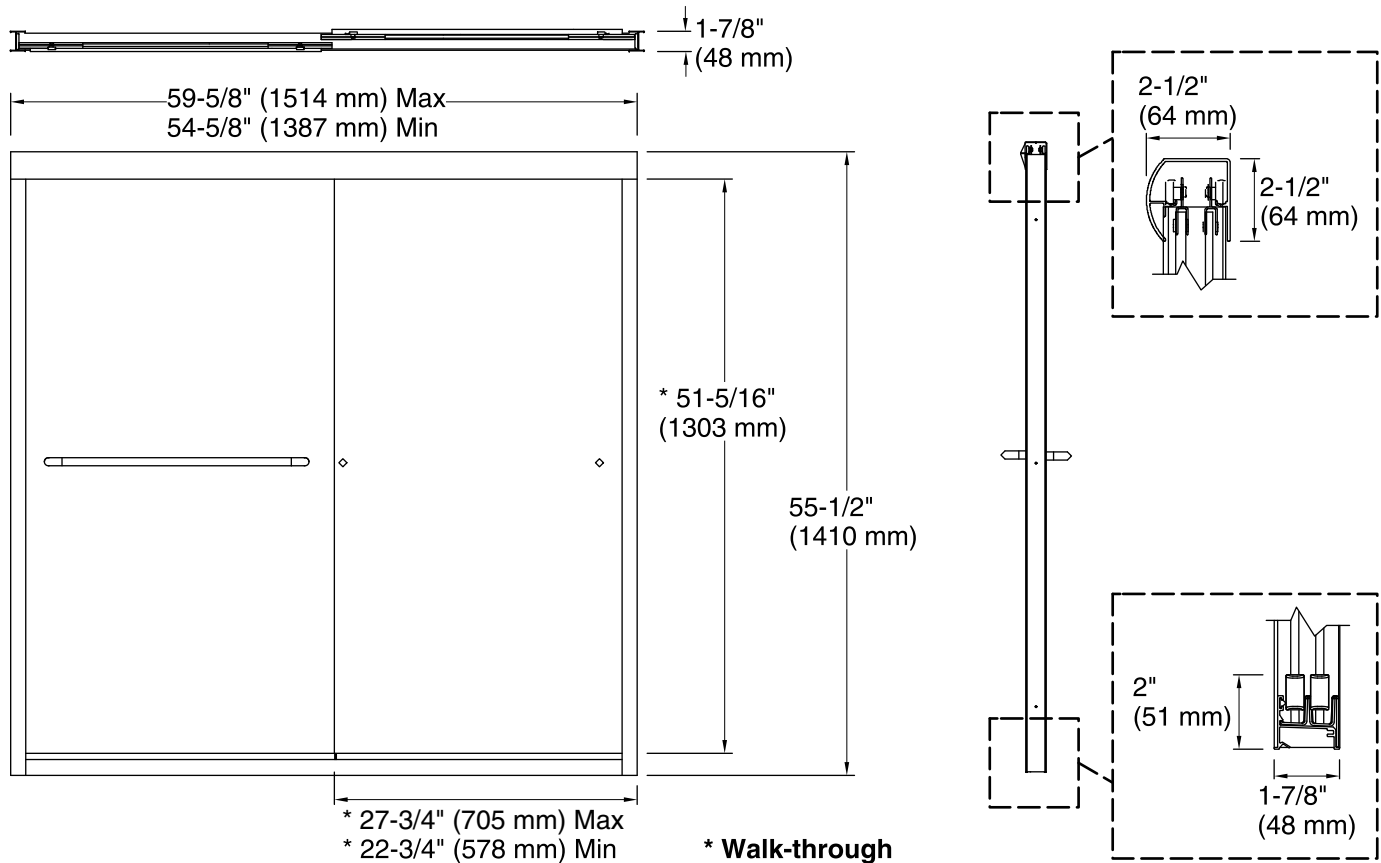
STERLING® Warranty - Bath and Shower Doors

See website for detailed warranty information.

Available Color/Finishes

Color tiles intended for reference only.

Color	Code	Description
	DR	Deep Bronze
	DR	Deep Bronze
	DR	Deep Bronze
	DR	Deep Bronze
	DR	Deep Bronze
	DR	Deep Bronze
	DR	Deep Bronze
	DR	Deep Bronze
	DR	Deep Bronze
	N	Nickel
	N	Nickel
	N	Nickel
	N	Nickel
	N	Nickel
	N	Nickel
	N	Nickel
	N	Nickel
	N	Nickel
	N	Nickel
	PB	Vibrant® Polished Brass
	S	Silver



Technical Information

All product dimensions are nominal.

Installation type: For bath installation

Opening Width - Min: 54-5/8" (1387 mm)

Opening Width - Max: 59-5/8" (1514 mm)

Walk-through - Min: 22-3/4" (578 mm)

Walk-through - Max: 27-3/4" (705 mm)

Glass thickness: 1/4" (6 mm)

Notes

Install this product according to the installation guide.

The vertical opening should be a minimum of 57-1/2" (1461 mm) to allow for installation clearance.