



Performa™

60" AFD Bath
71041112




Features

- Durable high gloss finish.
- Above-floor-drain (AFD) rough-in.
- 15" (381 mm) bath depth (floor to top of threshold).
- Factory installed injection molded apron extension and under support structure.
- 60" (1524 mm) x 29" (737 mm) x 17-1/4" (438 mm) complete unit finished dimensions.

Material

- Compression molded from our exclusive solid Vikrell® material.



ADA

Codes/Standards



CSA B45.5/IAPMO Z124
ASTM E162
ASTM E662
Greenguard UL 2818 - Gold
ADA
ICC/ANSI A117.1
HUD, UM Bulletin 73

STERLING® Warranty - Fixtures Made of Solid Vikrell Material

See website for detailed warranty information.

Available Color/Finishes

Color tiles intended for reference only.

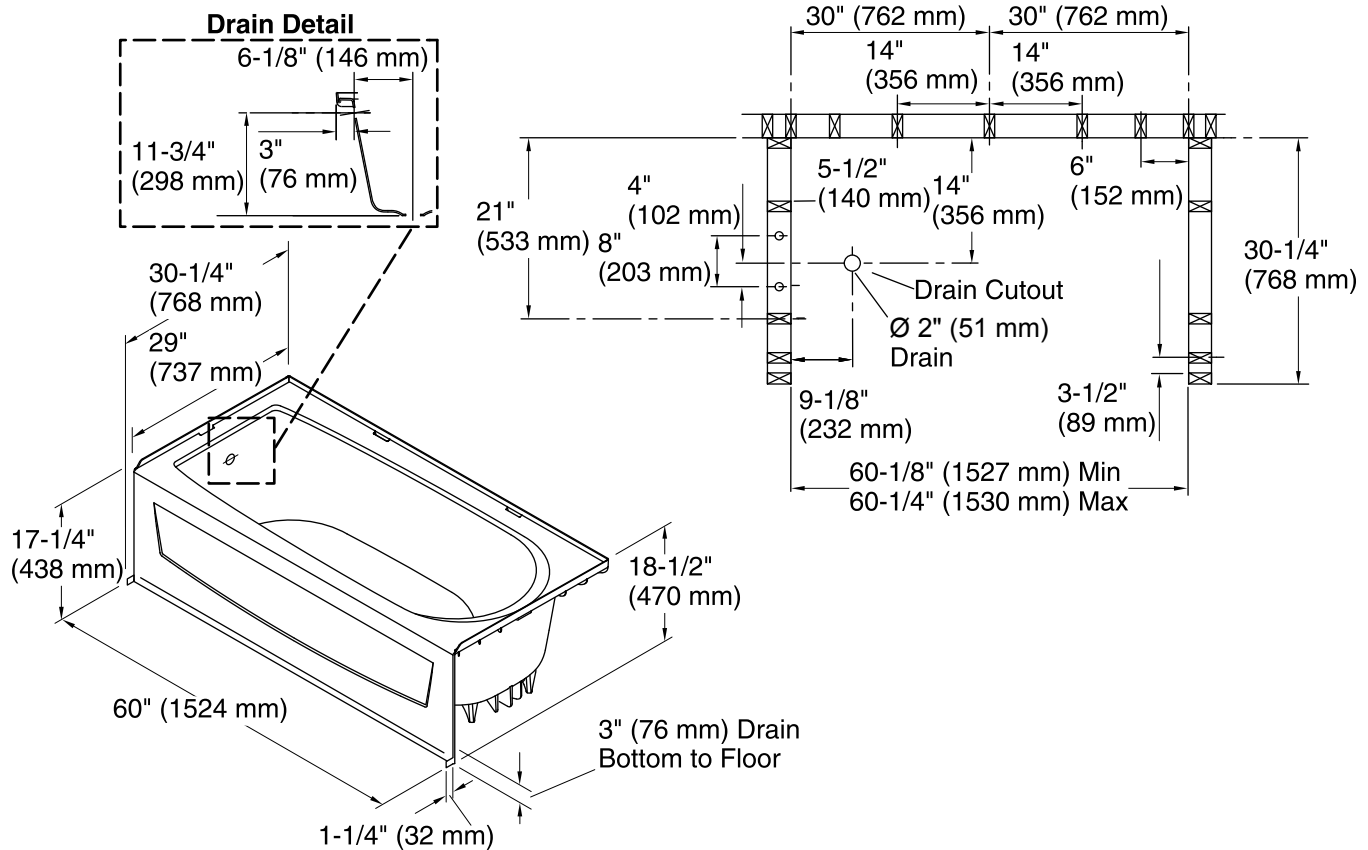
Color	Code	Description
	0	White
	96	KOHLER Biscuit

USA/Canada: 1-800-STERLING (1-800-783-7546)

Kohler Co. reserves the right to make revisions without notice to product specifications.

For the most current Specification Sheet, go to www.sterlingplumbing.com.

7-9-2016 02:58



Technical Information

All product dimensions are nominal.

Installation: 3-Wall Alcove

Drain location: Left

Basin area, bottom: 21" x 39" (533 mm x 991 mm)

Basin area, top: 24" x 53" (610 mm x 1346 mm)

Water depth: 10-1/4" (260 mm)

Water capacity: 35 gal (132.5 L)

Minimum flat for door: 1-3/4" (44 mm)

Door width required: 56-3/4" (1441 mm)

Notes

Install this product according to the installation instructions.

Studs should be positioned roughly as shown.

Double studding is recommended for pivot shower door installations.

ADA compliant when installed to the specific requirements of these regulations.