



### Features

- Modular design allows it to be moved around corners and through doorways with ease.
- Durable high gloss finish.
- Convenient shelves provide generous storage space.
- Geometric back wall design adds visual interest.
- Wall surround includes backer boards for future grab bar installation.
- 36" (914 mm) x 36" (914 mm) x 75-3/4" (192 mm) complete unit finished dimensions.

### Material

- Compression molded from our exclusive Vikrell® material.

### Installation

- Four-piece modular design with pivot "snap together" installation.
- Caulk-free installation.

### Components

Product includes:

72245106 36" Shower End Wall Set w/Backer Boards  
72241100 36" Shower Base  
72242100 36" Shower Back Wall



### Codes/Standards



CSA B45.5/IAPMO Z124  
ASTM E162  
ASTM E662  
Greenguard UL 2818 - Gold

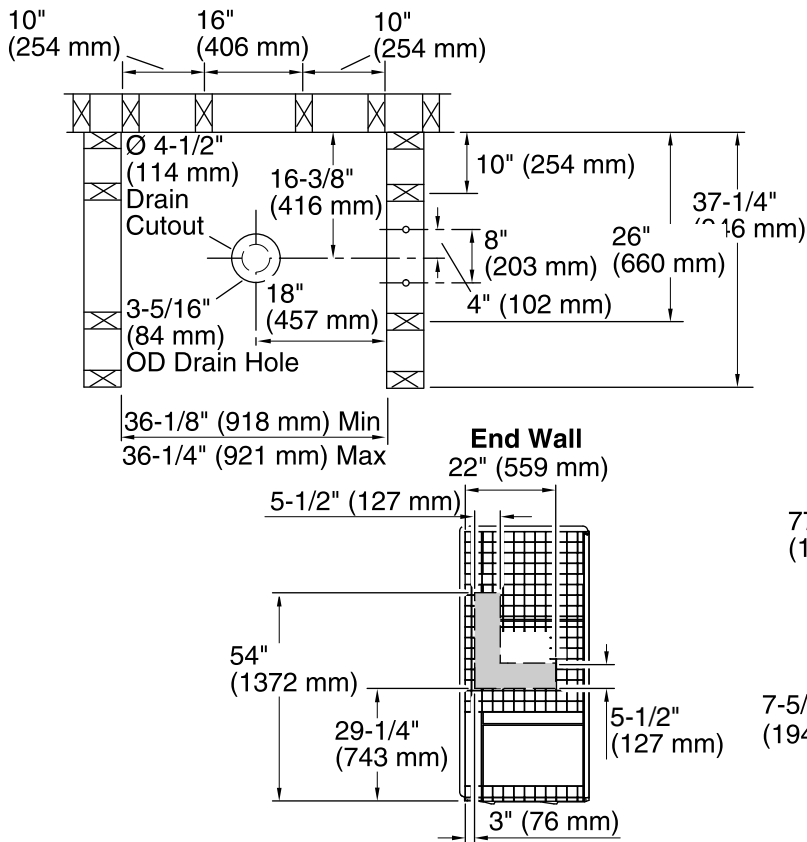
### STERLING® Warranty - Fixtures Made of Solid Vikrell Material


See website for detailed warranty information.

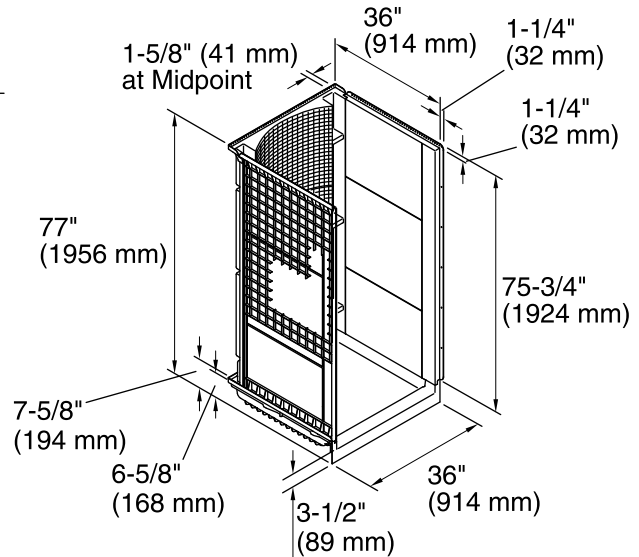
### Available Color/Finishes

*Color tiles intended for reference only.*

Color	Code	Description
	0	White
	96	KOHLER Biscuit



**Note:** Right end wall is the same as left end wall, only mirrored.  
 Backer board locations



#### Technical Information

All product dimensions are nominal.

Installation: 3-Wall Alcove

Drain location: Center

Minimum flat for door: 3-1/4" (83 mm)

Door height required: 72" (1829 mm)

Door width required: 32-5/8" (829 mm)

#### Notes

Install this product according to the installation instructions.

Studs should be positioned roughly as shown.

Double studding is recommended for pivot shower door installations.

Attach grab bars at the specified backer board locations only.