



# Ludington®

Single-handle bathroom sink faucet, 1.2 gpm  
**27374-4**

## Features

- A single handle controls both on/off activation and temperature setting
- 360° spout rotation
- 5" (127 mm) spout reach
- 1.2 gpm (4.5 lpm) maximum flow rate at 60 psi (4.14 bar)
- KOHLER® ceramic disc valves exceed industry longevity standards for a lifetime of durable performance
- Clicker drain with tailpiece and overflow
- Coordinates with other products in the Ludington collection

## Material

- Premium metal construction for durability and reliability
- KOHLER® finishes resist corrosion and tarnishing

## Installation

- For single-hole or 4" (102 mm) centerset installation (escutcheon plate included)
- Deck-mount
- Preattached flexible supply lines simplify installation

## Recommended Products/Accessories

K-23726 Drain treatment  
K-23723 Faucet cleaner



<b>ADA</b>	<b>CSA B651</b>	<b>OBC</b>
------------	-----------------	------------

## Codes/Standards



ASME A112.18.1/CSA B125.1  
NSF/ANSI/CAN 61  
NSF/ANSI/CAN 372  
All applicable US Federal and State material regulations  
DOE - Energy Policy Act 1992  
EPA WaterSense®  
California Energy Commission (CEC)  
ADA  
ICC/ANSI A117.1  
CSA B651  
OBC  
IAPMO Certification

## STERLING® Faucet Lifetime Limited Warranty

See website for detailed warranty information.

## Available Colors/Finishes

*Color tiles intended for reference only.*

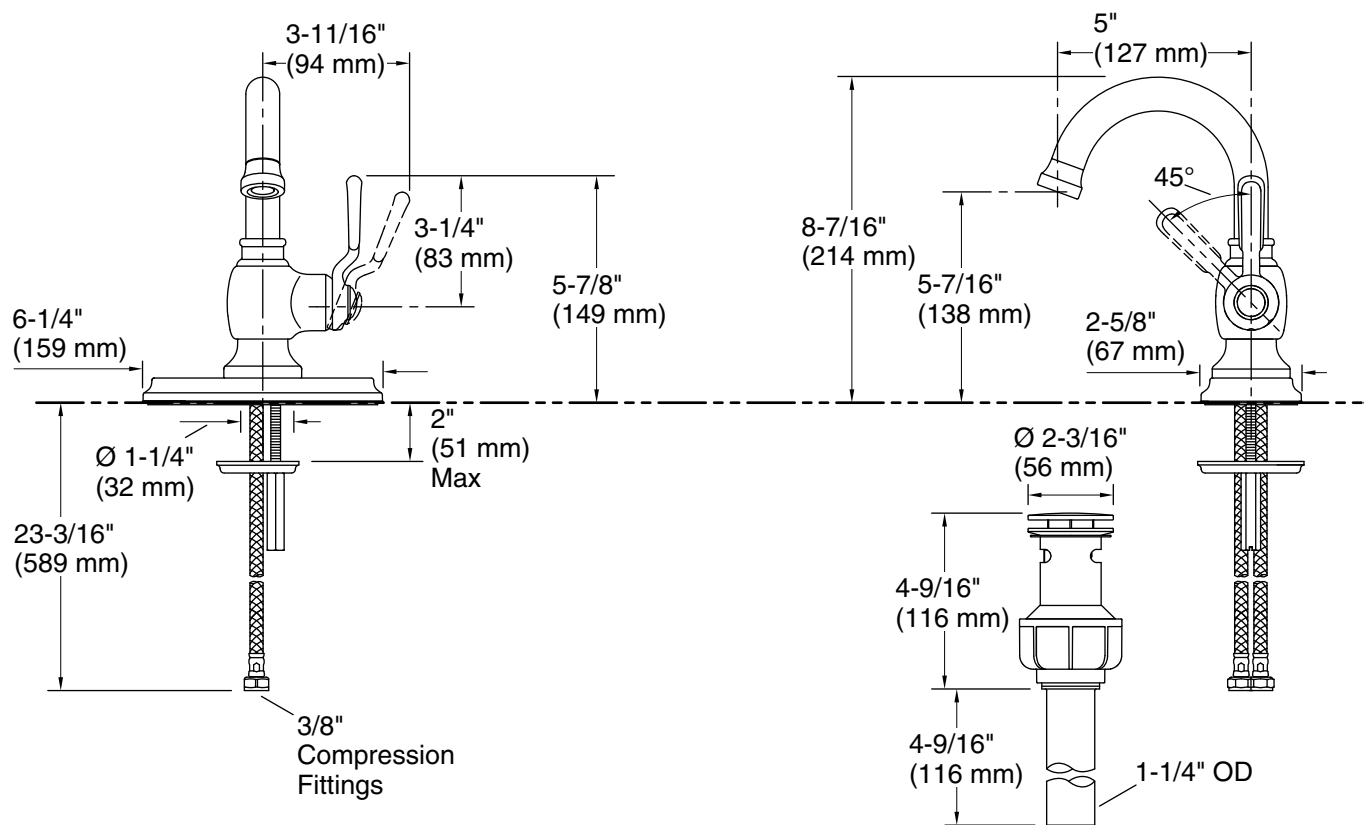
Color	Code	Description
	CP	Polished Chrome
	BN	Vibrant® Brushed Nickel

1-800-STERLING (1-800-783-7546)

Kohler Co. reserves the right to make revisions without notice to product specifications.

For the most current Specification Sheet, go to [www.sterlingplumbing.com](http://www.sterlingplumbing.com).

12-24-2023 21:26 - US/CA



### Technical Information

All product dimensions are nominal.

#### Faucet:

Flow rate: 1.2 gal/min (4.5 l/min)

Pressure: 60 psi (4.1 bar)

Drain included: Yes

#### Spout:

Spout reach: 5" (127 mm)

### Notes

Install this product according to the installation instructions.

ADA, OBC, CSA B651 compliant when installed to the specific requirements of these regulations.