



# Finesse™ Peak®

Headerless frameless pivot shower door

**5699-39**

## Features

- CleanCoat®+ glass coating creates a hydrophobic barrier that repels water, soap scum, and residue, saving time and protecting shower doors 10 times longer than original CleanCoat. (Based on 2021 internal wear/abrasion testing using a microfiber cloth.)
- Tempered glass ensures enhanced safety and durability

## Material

- Heavy 5/16" (8 mm) glass for strength and stability

## Installation

- Out-of-plumb adjustability simplifies installation
- Door can be installed to open to the left or right to suit your bathroom layout
- Not for use in hospitality
- For residential use only



## Codes/Standards






ANSI Z97.1  
CAN/CGSB-12.1  
CPSC 16CFR 1201

## STERLING® Bath and Shower Doors Five-Year Limited Warranty

See website for detailed warranty information.

## Available Colors/Finishes

*Color tiles intended for reference only.*

| Color   | Code | Description          |
|---|------|----------------------|
|  | ADR  | Anodized Deep Bronze |
|  | ADR  | Anodized Deep Bronze |
|  | N    | Nickel               |
|  | N    | Nickel               |
|  | S    | Silver               |
|  | S    | Silver               |

## Available Glass Options

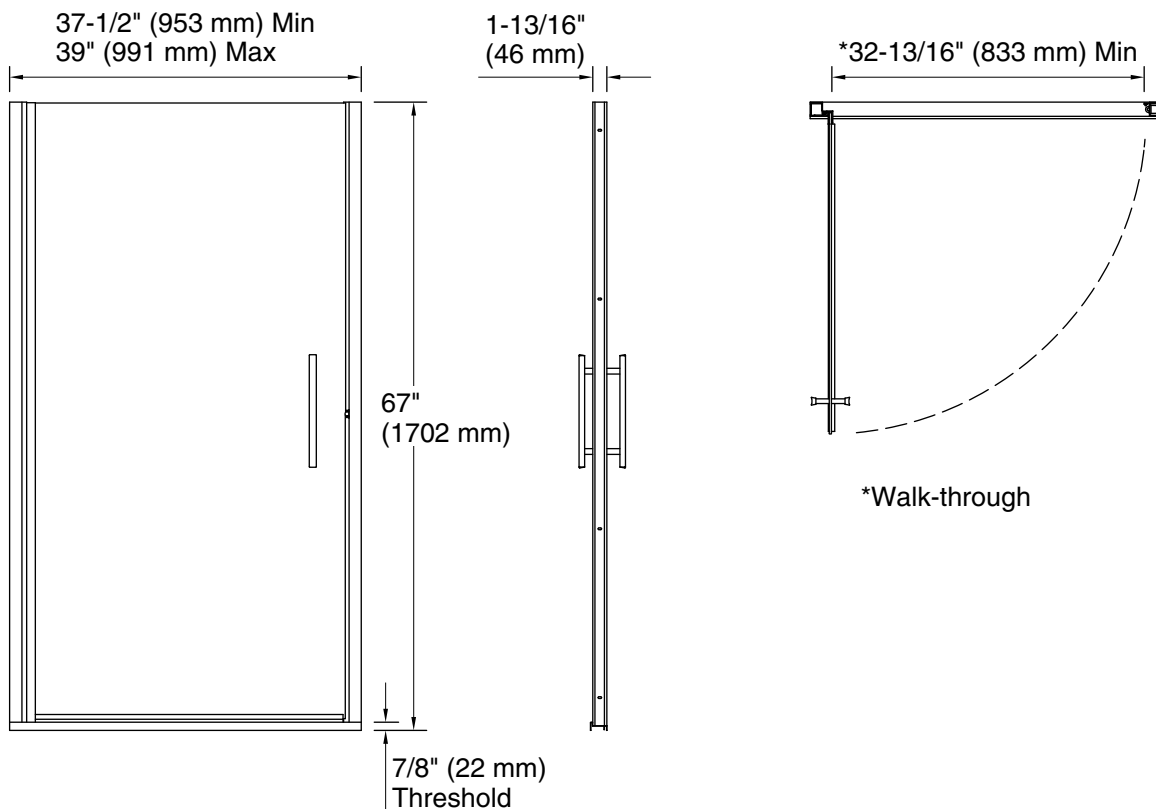
| Code | Description |
|------|-------------|
| G05  | Clear       |
| G03  | Frosted     |

1-800-STERLING (1-800-783-7546)

Kohler Co. reserves the right to make revisions without notice to product specifications.

For the most current Specification Sheet, go to [www.sterlingplumbing.com](http://www.sterlingplumbing.com).

1-13-2024 22:55 - US



### Technical Information

All product dimensions are nominal.

Base-To-Wall 1/2" (13 mm)

Radius – Max:

### Notes

Install this product according to the installation instructions.

The vertical opening should be a minimum of 67" (1702 mm) to allow for installation clearance.