



### Features

- Modular design allows it to be moved around corners and through doorways with ease.
- Durable high gloss finish.
- Realistic tile wall surround with molded-in shelves for generous storage space.
- Wall surround includes backer boards for future grab bar installation.
- 2" (51 mm) wainscot/tile ledge.
- 18" (457mm) bath depth (floor to top of threshold).
- 60" (1524 mm) x 32" (813 mm) x 74" (1880 mm) complete unit finished dimensions.

### Material

- Compression molded from our exclusive solid Vikrell® material.

### Installation

- Tongue-and-groove four piece modular design allows for easy snap together installation.
- Some caulk required for proper installation.

### Components

Product includes:

- 71124106 60" x 32" Wall Set w/Backer Boards
- 71121110 32" (813 mm) Bath



### Codes/Standards



CSA B45.5/IAPMO Z124  
ASTM E162  
ASTM E662  
Greenguard UL 2818 - Gold  
HUD, UM Bulletin 73

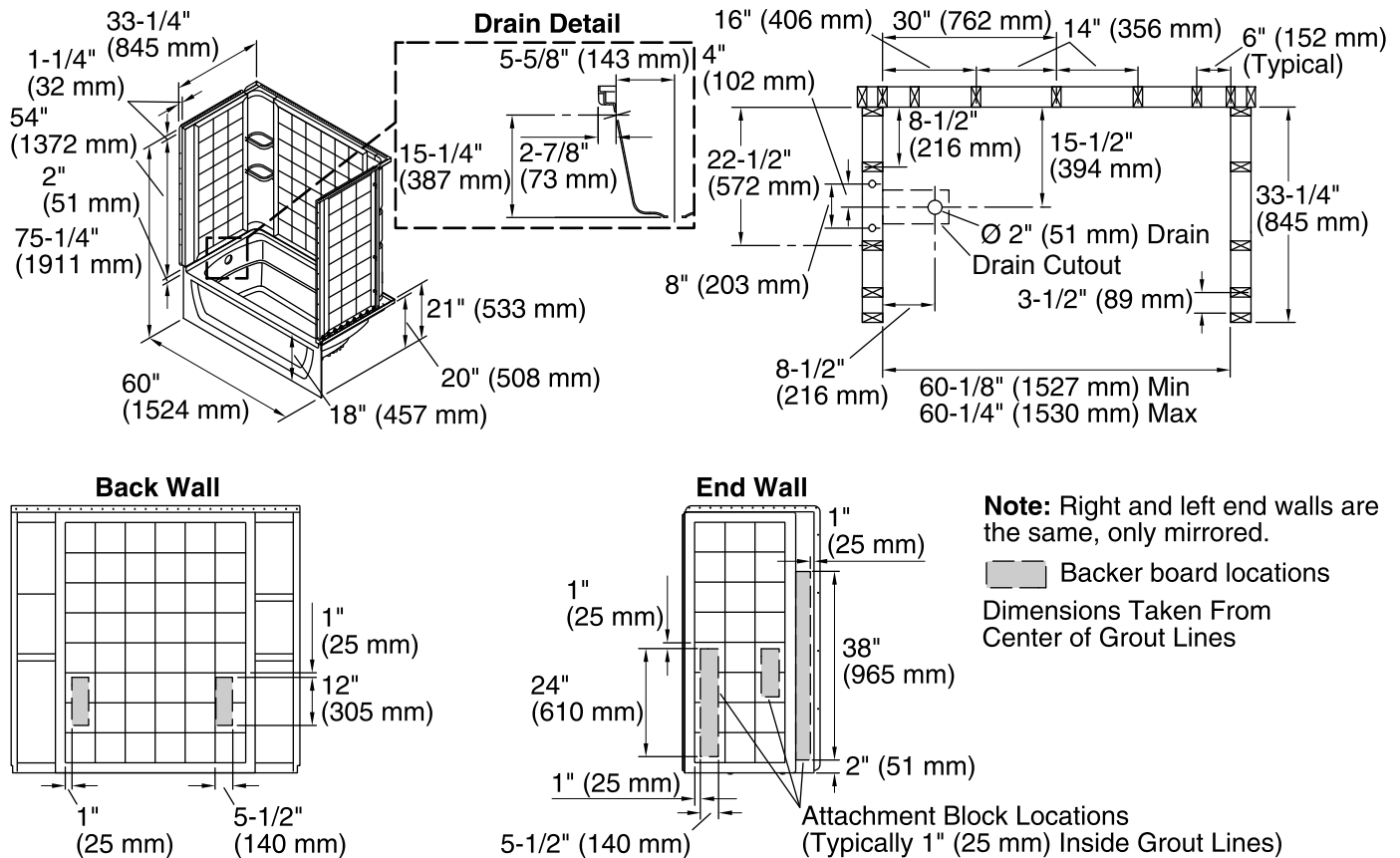
### Warranty – Bathing Fixtures (and) Kitchen and Utility Sinks Made of Solid Vikrell® Material

See website for detailed warranty information.

### Available Color/Finishes

*Color tiles intended for reference only.*

Color	Code	Description
	0	White
	96	KOHLER Biscuit



#### Technical Information

All product dimensions are nominal.

Installation: 3-Wall Alcove

Drain location: Left

Basin area, bottom: 42" x 20" (1067 mm x 508 mm)

Basin area, top: 54" x 26" (1372 mm x 660 mm)

Water depth: 13-3/4" (349 mm)

Water capacity: 55 gal (208.2 L)

Minimum flat for door: 3" (76 mm)

Door height required: 55-1/2" (1410 mm)

Door width required: 57-11/16" (1465 mm)

#### Notes

Install this product according to the installation instructions.

Studs should be positioned as shown.

Double studding is recommended for pivot shower door installations.

Attach grab bars at the specified backer board locations only.