

**Advantage™**  
**60" Seated Shower**  
**62040100**



**Features**

- Modular design allows it to be moved around corners and through doorways with ease.
- Durable swirl gloss finish.
- Includes two molded-in corner seats.
- Two shelves and an acrylic towel bar on the back wall.
- Walls have simulated tile look.
- 60" (1524 mm) x 34" (864 mm) x 76" (1930 mm) complete unit finished dimensions.

**Material**

- Compression molded from our exclusive Vikrell® material.

**Installation**

- Tongue-and-groove four piece modular design allows for easy snap together installation.
- Some caulk required for proper installation.

**Components**

Product includes:

- 62041100 60" Seated Shower Base
- 62044100 60" Shower Wall Set



**Codes/Standards**

CSA B45.5/IAPMO Z124  
ASTM E162  
ASTM E662  
Greenguard UL 2818 - Gold



**STERLING® Warranty - Fixtures Made of Solid Vikrell Material**

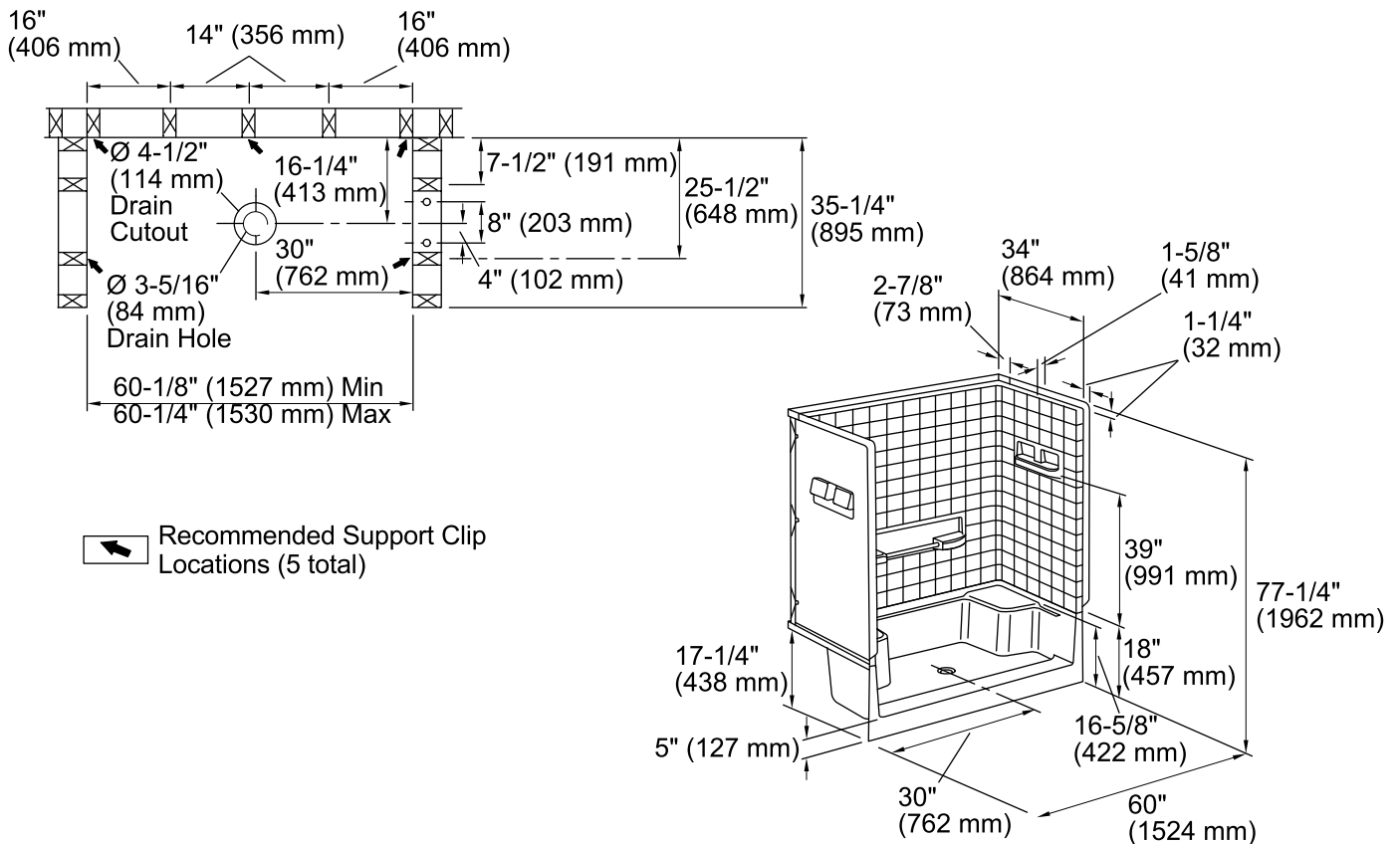
See website for detailed warranty information.

**Available Color/Finishes**

*Color tiles intended for reference only.*

**Color Code Description**

	0	White
	96	Biscuit



### Technical Information

All product dimensions are nominal.

Installation: 3-Wall Alcove

Drain location: Center

Door height required: 67" (1702 mm)

Door width required: 56-1/2" (1435 mm)

### Notes

Install this product according to the installation guide.

Double studding is recommended for pivot shower door installations.

Studs should be positioned roughly as shown.

NOTE: For shower door installation, use the STERLING "SP" fixture specific door only due to draft angle on shower surround walls.